500 to 1,000 Volts, up to 25 Amps, 2 to 8 Pins



Specifications:

Voltage[1]	500 - 1,000VDC max
Current[1]	Up to 25A max @ 20°C
Material	
Shell	St.St.
Pin	See table
Insulation	Alumina ceramic
Temperature Range[2]	
CF flanged feedthrough	-100°C to 450°C
KF flanged feedthrough	-20°C to 150°C

[1] - Please see section introduction for safety information.
[2] - Assembly rating is reduced to that of the lowest rated component.

Features:

- 2 to 8 pin configuration.
- Choice of conductor materials.
- Air & vacuum side connectors available.
- 1” base plate or NPT fitting versions available.
- Custom versions available on request.

CF Flanged

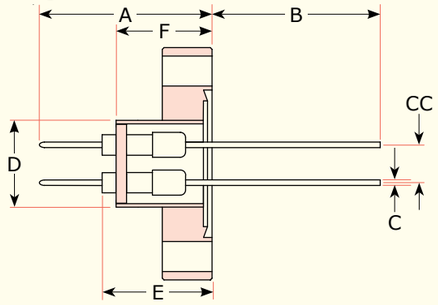

KF Flanged

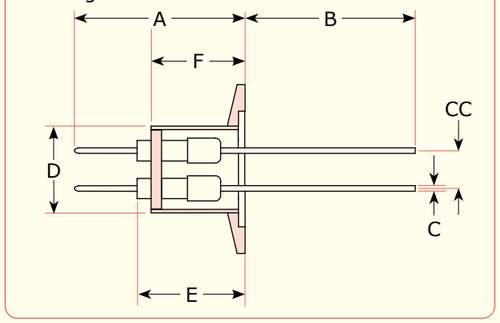

Accessories

Description	Part Code	Price £	Price €
Power crimp connector BeCu 0.8mm 150°C air 200°C vacuum 10/PK	FHP-BECU-0.8-CON	£52	€60
Power crimp connector BeCu 1.3mm 150°C air 200°C vacuum 10/PK	FHP-BECU-1.27-CON	£41	€48
Power push-on connector BeCu 1.0mm 150°C air 200°C vacuum 10/PK	FHP-BECU-1-CON	£61	€71
Power push-on connector BeCu 1.3mm 150°C air 200°C vacuum 10/PK	FHP-BECU-1.3-CON	£41	€48
Power in-line connector BeCu 1.5mm 150°C air 400°C vacuum 10/PK	FHP-BECU-1.5IL-CON	£44	€51
Alumina ceramic beads 1.3mm ID 2.8mm long ~107/PK	CB-AL1.3	£42	€49

All dimensions are nominal in millimetres unless otherwise specified

DN16CF Flange Mounted



No. Pins.	Voltage, V	Current, A	A	B	C	D	E	F	CC	Conductor Material	Part Code	Price £	Price €
2	500	8	25.1	38.6	0.8	12.7	14.7	12.2	5.3	Mo	FHP-M2-16CF	£112	€129
2	500	15	25.1	38.6	0.8	12.7	14.7	12.2	5.3	Cu	FHP-C2-16CF	£112	€129
2	500	5	25.1	38.6	0.8	12.7	14.7	12.2	5.3	Ni	FHP-N2-16CF	£112	€129
2	500	1	25.1	38.6	0.8	12.7	14.7	12.2	5.3	St.St.	FHP-S2-16CF	£112	€129
4	500	8	25.1	38.6	0.8	12.7	14.7	12.2	6.4	Mo	FHP-M4-16CF	£122	€141
4	500	15	25.1	38.6	0.8	12.7	14.7	12.2	6.4	Cu	FHP-C4-16CF	£122	€141
4	500	5	25.1	38.6	0.8	12.7	14.7	12.2	6.4	Ni	FHP-N4-16CF	£122	€141
4	500	1	25.1	38.6	0.8	12.7	14.7	12.2	6.4	St.St.	FHP-S4-16CF	£122	€141
8	500	8	38.9	24.6	0.8	19.1	28.7	26.2	10.9	Mo	FHP-M8-16CF	£148	€171
8	500	15	38.9	24.6	0.8	19.1	28.7	26.2	10.9	Cu	FHP-C8-16CF	£148	€171
8	500	5	38.9	24.6	0.8	19.1	28.7	26.2	10.9	Ni	FHP-N8-16CF	£148	€171
8	500	1	38.9	24.6	0.8	19.1	28.7	26.2	10.9	St.St.	FHP-S8-16CF	£148	€171
2	1000	13	66.8	34.8	1.3	19.1	29.7	26.2	7.9	Mo	FHP1-M2-16CF	£102	€118
2	1000	25	66.8	34.8	1.3	19.1	29.7	26.2	7.9	Cu	FHP1-C2-16CF	£92	€106
2	1000	8	66.8	34.8	1.3	19.1	29.7	26.2	7.9	Ni	FHP1-N2-16CF	£92	€106
2	1000	1	66.8	34.8	1.3	19.1	29.7	26.2	7.9	St.St.	FHP1-S2-16CF	£92	€106
4	1000	13	66.8	34.8	1.3	19.1	29.7	26.2	9.7	Mo	FHP1-M4-16CF	£117	€135
4	1000	25	66.8	34.8	1.3	19.1	29.7	26.2	9.7	Cu	FHP1-C4-16CF	£108	€125
4	1000	8	66.8	34.8	1.3	19.1	29.7	26.2	9.7	Ni	FHP1-N4-16CF	£108	€125
4	1000	1	66.8	34.8	1.3	19.1	29.7	26.2	9.7	St.St.	FHP1-S4-16CF	£108	€125
8	1000	13	44.5	88.9	1.3	19.1	31.8	31.8	10.9	Mo	FHP1-M8-16CF	£142	€164
8	1000	25	44.5	88.9	1.3	19.1	31.8	31.8	10.9	Cu	FHP1-C8-16CF	£142	€164
8	1000	8	44.5	88.9	1.3	19.1	31.8	31.8	10.9	Ni	FHP1-N8-16CF	£142	€164
8	1000	1	44.5	88.9	1.3	19.1	31.8	31.8	10.9	St.St.	FHP1-S8-16CF	£142	€164
8	1000	8	44.5	88.9	1.3	19.1	31.8	31.8	10.9	Kovar	FHP1-K8-16CF	£142	€164

DN16KF Flange Mounted



No. Pins.	Voltage, V	Current, A	A	B	C	D	E	F	CC	Conductor Material	Part Code	Price £	Price €
2	500	8	26.2	37.3	0.8	12.7	16.0	13.5	5.3	Mo	FHP-M2-16KF	£112	€129
2	500	15	26.2	37.3	0.8	12.7	16.0	13.5	5.3	Cu	FHP-C2-16KF	£112	€129
2	500	5	26.2	37.3	0.8	12.7	16.0	13.5	5.3	Ni	FHP-N2-16KF	£112	€129
2	500	1	26.2	37.3	0.8	12.7	16.0	13.5	5.3	St.St.	FHP-S2-16KF	£112	€129
4	500	8	26.2	37.3	0.8	12.7	16.0	13.5	6.4	Mo	FHP-M4-16KF	£122	€141
4	500	15	26.2	37.3	0.8	12.7	16.0	13.5	6.4	Cu	FHP-C4-16KF	£122	€141
4	500	5	26.2	37.3	0.8	12.7	16.0	13.5	6.4	Ni	FHP-N4-16KF	£122	€141
4	500	1	26.2	37.3	0.8	12.7	16.0	13.5	6.4	St.St.	FHP-S4-16KF	£122	€141
8	500	8	38.9	24.6	0.8	19.1	28.7	26.2	10.9	Mo	FHP-M8-16KF	£148	€171
8	500	15	38.9	24.6	0.8	19.1	28.7	26.2	10.9	Cu	FHP-C8-16KF	£148	€171
8	500	5	38.9	24.6	0.8	19.1	28.7	26.2	10.9	Ni	FHP-N8-16KF	£148	€171
8	500	1	38.9	24.6	0.8	19.1	28.7	26.2	10.9	St.St.	FHP-S8-16KF	£148	€171
2	1000	8	66.8	34.8	1.3	19.1	29.7	26.2	7.9	Mo	FHP1-M2-16KF	£102	€118
2	1000	25	66.8	34.8	1.3	19.1	29.7	26.2	7.9	Cu	FHP1-C2-16KF	£92	€106
2	1000	8	66.8	34.8	1.3	19.1	29.7	26.2	7.9	Ni	FHP1-N2-16KF	£92	€106
2	1000	1	66.8	34.8	1.3	19.1	29.7	26.2	7.9	St.St.	FHP1-S2-16KF	£92	€106
4	1000	8	66.8	34.8	1.3	19.1	29.7	26.2	9.7	Mo	FHP1-M4-16KF	£117	€135
4	1000	25	66.8	34.8	1.3	19.1	29.7	26.2	9.7	Cu	FHP1-C4-16KF	£108	€125
4	1000	8	66.8	34.8	1.3	19.1	29.7	26.2	9.7	Ni	FHP1-N4-16KF	£108	€125
4	1000	1	66.8	34.8	1.3	19.1	29.7	26.2	9.7	St.St.	FHP1-S4-16KF	£108	€125
8	1000	13	44.5	88.9	1.3	19.1	31.8	31.8	10.9	Mo	FHP1-M8-16KF	£137	€158
8	1000	25	44.5	88.9	1.3	19.1	31.8	31.8	10.9	Cu	FHP1-C8-16KF	£137	€158
8	1000	7	44.5	88.9	1.3	19.1	31.8	31.8	10.9	Kovar	FHP1-K8-16KF	£137	€158

All dimensions are nominal in millimetres unless otherwise specified

500 to 1,000 Volts, up to 25 Amps, 1 to 8 Pins



Specifications:

Voltage[1]	500 - 1,000VDC max
Current[1]	Up to 25A max @ 20°C
Material	
Shell	S - St.St. N - Ni NC - Ni-Cu alloy
Pin	See table
Insulation	Alumina ceramic
Temperature Range[2]	
Weldable feedthrough	-100°C to 450°C

[1] - Please see section introduction for safety information.
[2] - Assembly rating is reduced to that of the lowest rated component.

Features:

- 1 to 8 pin weldable configuration.
- Choice of conductor materials.
- Air & vacuum side connectors available.
- Custom versions available on request.

Fig. 1.

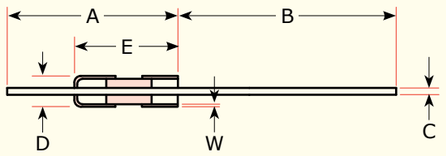

Fig. 2.

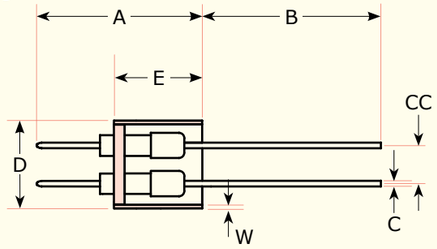

All dimensions are nominal in millimetres unless otherwise specified

Weldable, 500V



No. Pins.	Fig.	Current, A	A	B	C	D	E	CC	W	Conductor Material	Part Code	Price £	Price €
1	1 N	8	38.4	25.4	0.8	3.9	16.0	-	0.4	Mo	FHP-M1-W	£31	€36
1	1 N	15	38.4	25.4	0.8	3.9	16.0	-	0.4	Cu	FHP-C1-W	£31	€36
1	1 N	5	38.4	25.4	0.8	3.9	16.0	-	0.4	Ni	FHP-N1-W	£31	€36
1	1 N	1	38.4	25.4	0.8	3.9	16.0	-	0.4	St.St.	FHP-S1-W	£31	€36
1	1 NC	15	28.7	25.4	0.8	3.9	15.2	-	0.4	Cu*	FHP-C1-C-W	£31	€36
1	1 NC	2	28.7	25.4	0.8	3.9	15.2	-	0.4	Constantan*	FHP-CO1-C-W	£31	€36
1	1 NC	1	28.7	25.4	0.8	3.9	15.2	-	0.4	St.St*.	FHP-S1-C-W	£31	€36
2	2 S	8	25.4	38.1	0.8	12.6	10.7	5.3	0.5	Mo	FHP-M2-W	£61	€71
2	2 S	15	25.4	38.1	0.8	12.6	10.7	5.3	0.5	Cu	FHP-C2-W	£61	€71
2	2 S	5	25.4	38.1	0.8	12.6	10.7	5.3	0.5	Ni	FHP-N2-W	£61	€71
2	2 S	1	25.4	38.1	0.8	12.6	10.7	5.3	0.5	St.St.	FHP-S2-W	£61	€71
4	2 S	8	25.4	38.1	0.8	12.6	10.7	6.4	0.5	Mo	FHP-M4-W	£72	€83
4	2 S	15	25.4	38.1	0.8	12.6	10.7	6.4	0.5	Cu	FHP-C4-W	£72	€83
4	2 S	5	25.4	38.1	0.8	12.6	10.7	6.4	0.5	Ni	FHP-N4-W	£72	€83
4	2 S	1	25.4	38.1	0.8	12.6	10.7	6.4	0.5	St.St.	FHP-S4-W	£72	€83
8	2 S	8	25.4	38.1	0.8	19.0	13.2	10.9	0.8	Mo	FHP-M8-W	£102	€118
8	2 S	15	25.4	38.1	0.8	19.0	13.2	10.9	0.8	Cu	FHP-C8-W	£102	€118
8	2 S	5	25.4	38.1	0.8	19.0	13.2	10.9	0.8	Ni	FHP-N8-W	£102	€118
8	2 S	1	25.4	38.1	0.8	19.0	13.2	10.9	0.8	St.St.	FHP-S8-W	£102	€118

Weldable, 1kV

No. Pins.	Fig.	Current, A	A	B	C	D	E	CC	W	Conductor Material	Part Code	Price £	Price €
1	1 N	25	44.2	58.4	1.3	6.3	18.8	-	0.4	Cu	FHP1-C1-W	£31	€36
1	1 N	13	44.2	58.74	1.3	6.3	18.8	-	0.4	Mo	FHP1-M1-W	£36	€42
1	1 N	8	44.2	58.4	1.3	6.3	18.8	-	0.4	Ni	FHP1-N1-W	£31	€36
1	1 N	1	44.2	58.4	1.3	6.3	18.8	-	0.4	St.St.	FHP1-S1-W	£31	€36
2	2 S	25	53.3	48.3	1.3	19.0	13.2	7.9	0.8	Cu	FHP1-C2-W	£52	€60
2	2 S	13	53.3	48.3	1.3	19.0	13.2	7.9	0.8	Mo	FHP1-M2-W	£56	€89
2	2 S	8	53.3	48.3	1.3	19.0	13.2	7.9	0.8	Ni	FHP1-N2-W	£52	€60
2	2 S	1	53.3	48.3	1.3	19.0	13.2	7.9	0.8	St.St.	FHP1-S2-W	£52	€60
4	2 S	25	53.3	48.3	1.3	19.0	13.5	9.5	0.8	Cu	FHP1-C4-W	£77	€89
4	2 S	13	53.3	48.3	1.3	19.0	13.5	9.5	0.8	Mo	FHP1-M4-W	POA	POA
4	2 S	8	53.3	48.3	1.3	190	13.5	9.5	0.8	Ni	FHP1-N4-W	£77	€89
4	2 S	1	53.3	48.3	1.3	19.0	13.5	9.5	0.8	St.St.	FHP1-S4-W	£77	€89
8	2 S	25	31.8	101.6	1.3	19.0	19.1	10.9	0.8	Cu	FHP1-C8-W	£102	€118
8	2 S	13	31.8	101.6	1.3	19.0	19.1	10.9	0.8	Mo	FHP1-M8-W	£102	€118
8	2 S	8	31.8	101.6	1.3	19.0	19.1	10.9	0.8	Ni	FHP1-N8-W	£102	€118
8	2 S	1	31.8	101.6	1.3	19.0	19.1	10.9	0.8	St.St.	FHP1-S8-W	£102	€118
8	2 S	8	31.8	101.6	1.3	19.0	19.1	10.9	0.8	Kovar	FHP1-K8-W	£102	€118

Accessories

Description	Part Code	Price £	Price €
Power crimp connector BeCu 0.8mm 150°C air 200°C vacuum 10/PK	FHP-BECU-0.8-CON	£52	€60
Power crimp connector BeCu 1.3mm 150°C air 200°C vacuum 10/PK	FHP-BECU-1.27-CON	£41	€48
Power push-on connector BeCu 1.0mm 150°C air 200°C vacuum 10/PK	FHP-BECU-1-CON	£61	€71
Power push-on connector BeCu 1.3mm 150°C air 200°C vacuum 10/PK	FHP-BECU-1.3-CON	£41	€48
Power in-line connector BeCu 1.5mm 150°C air 400°C vacuum 10/PK	FHP-BECU-1.5IL-CON	£44	€51
Alumina ceramic beads 1.3mm ID 2.8mm long ~107/PK	CB-AL1.3	£42	€49

* - Indicates products suitable for -200°C cryogenic applications

All dimensions are nominal in millimetres unless otherwise specified

2,000 Volts, 10 Amps, 4, 6 or 10 Pins

Specifications:

Voltage[1]	2,000VDC max
Current[1]	Up to 10A per pin max @ 20°C
Material	
Shell	St.St.
Pin	Alumel®
Insulation	Alumina ceramic
Temperature Range[2]	
CF flanged feedthrough	-100°C to 450°C
KF flanged feedthrough	-20°C to 150°C
Weldable feedthrough	-100°C to 450°C

[1] - Please see section introduction for safety information.
[2] - Assembly rating is reduced to that of the lowest rated component.

Features:

- 4, 6 or 10 pin configuration.
- Alumel® conductors.
- Air & vacuum side connectors available.
- 1” base plate or NPT fitting versions available.
- Custom versions available on request.

Fig. 1.

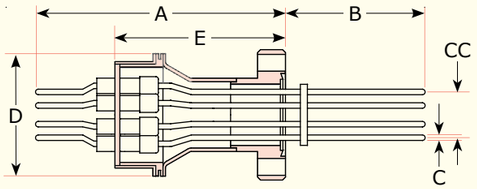

Fig. 2.

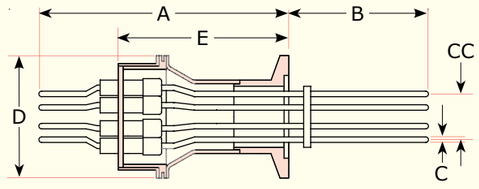

Fig. 3.

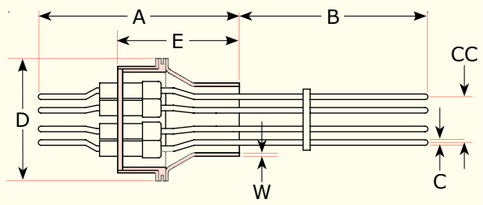

All dimensions are nominal in millimetres unless otherwise specified

DN16CF Flange Mounted

No. Pins.	Fig.	A	B	C	D	E	CC	Conductor Material	Part Code	Price £	Price €
4	1	66.3	67.3	1.4	31.8	46.0	9.7	Alumel®	FHP2-A4-16CF	£158	€182
6	1	66.3	67.3	1.4	31.8	46.0	11.2	Alumel®	FHP2-A6-16CF	£178	€205
10	1	66.3	67.3	1.4	31.8	46.0	13.0	Alumel®	FHP2-A10-16CF	£234	€270

DN16KF Flange Mounted

No. Pins.	Fig.	A	B	C	D	E	CC	Conductor Material	Part Code	Price £	Price €
4	2	66.3	67.3	1.4	31.8	46.0	9.7	Alumel®	FHP2-A4-16KF	£158	€182
6	2	66.3	67.3	1.4	31.8	46.0	11.2	Alumel®	FHP2-A6-16KF	£178	€205
10	2	66.3	67.3	1.4	31.8	46.0	13.0	Alumel®	FHP2-A10-16KF	£234	€270

Weldable



No. Pins.	Fig.	A	B	C	D	E	CC	W	Conductor Material	Part Code	Price £	Price €
4	3	53.6	80.0	1.4	31.8	33.3	9.7	0.9	Alumel®	FHP2-A4-W	£133	€153
6	3	53.6	80.0	1.4	31.8	33.3	11.2	0.9	Alumel®	FHP2-A6-W	£153	€176
10	3	53.6	80.0	1.4	31.8	33.3	13.0	0.9	Alumel®	FHP2-A10-W	£193	€222

Accessories

Description	Part Code	Price £	Price €
Power in-line connector BeCu 1.5mm 150°C air 400°C vacuum 10/PK	FHP-BECU-1.5IL-CON	£44	€51
Alumina ceramic beads 1.7mm ID 4.3mm long ~69/PK	CB-AL1.7	£42	€49
TC crimp and push connectors 1.4mm chromel 350°C 5/PK	FHTC-CHR-CON	£64	€74

All dimensions are nominal in millimetres unless otherwise specified

3,000 Volts, up to 15 Amps, 1 Pin

Specifications:

Voltage[1]	3,000VDC max
Current[1]	Up to 15A max @ 20°C
Material	
Shell	St.St.
Pin	See table
Insulation	Alumina ceramic
Temperature Range[2]	
CF flanged feedthrough	-100°C to 450°C
KF flanged feedthrough	-20°C to 150°C
Weldable feedthrough	-100°C to 450°C

[1] - Please see section introduction for safety information.
[2] - Assembly rating is reduced to that of the lowest rated component.

Features:

- Single pin configuration.
- Copper, nickel or stainless steel conductors.
- Custom versions available on request.

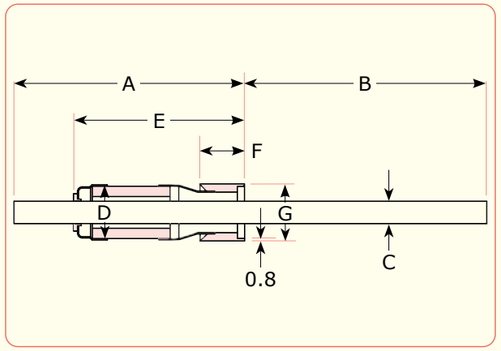

All dimensions are nominal in millimetres unless otherwise specified

Weldable

Current, A	A	B	C	D	E	F	G	Conductor Material	Part Code	Price £	Price €
15	50.0	51.6	1.3	6.1	24.6	9.4	7.8	Cu	FHP3-15C-W	POA	POA
5	50.0	51.6	1.3	6.1	24.6	9.4	7.8	Ni	FHP3-5N-W	POA	POA
1	50.0	51.6	1.3	6.1	24.6	9.4	7.8	St.St.	FHP3-1S-W	POA	POA

Accessories

Description	Part Code	Price £	Price €
Power crimp connector BeCu 1.3mm 150°C air 200°C vacuum 10/PK	FHP-BECU-1.27-CON	£41	€48
Power push-on connector BeCu 1.3mm 150°C air 200°C vacuum 10/PK	FHP-BECU-1.3-CON	£41	€48
Power in-line connector BeCu 1.5mm 150°C air 400°C vacuum 10/PK	FHP-BECU-1.5IL-CON	£44	€51
Alumina ceramic beads 1.3mm ID 2.8mm long ~107/PK	CB-AL1.3	£42	€49

All dimensions are nominal in millimetres unless otherwise specified

5,000 Volts, up to 25 Amps, 2 or 4 Pins



Specifications:

Voltage[1]	5,000VDC max
Current[1]	Up to 25A max @ 20°C
Material	
Shell	St.St.
Pin	See table
Insulation	Alumina ceramic
Temperature Range[2]	
CF flanged feedthrough	-100°C to 450°C
KF flanged feedthrough	-20°C to 150°C
Weldable feedthrough	-100°C to 450°C

[1] - Please see section introduction for safety information.
[2] - Assembly rating is reduced to that of the lowest rated component.

Features:

- 2 & 4 pin configuration.
- Copper, nickel, stainless steel or Molybdenum conductors.
- Air & vacuum side connectors available.
- Custom versions available on request.

Fig. 1.

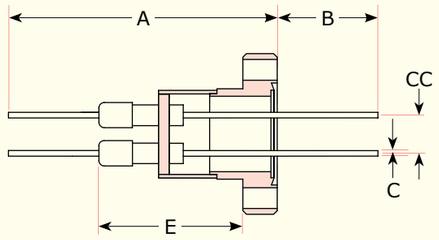

Fig. 2.

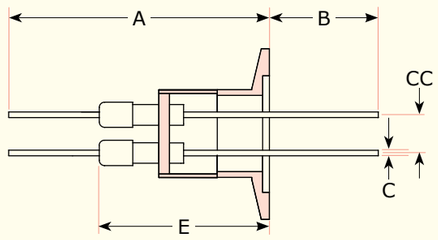

Fig. 3.

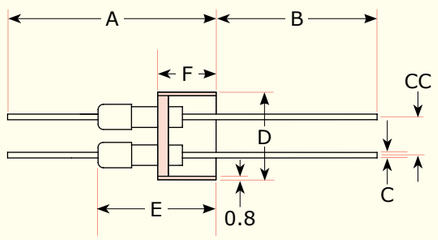

All dimensions are nominal in millimetres unless otherwise specified

DN16CF Flange Mounted



No. Pins	Fig.	Current, A	A	B	C	E	CC	Conductor material	Part Code	Price £	Price €
2	1	25	60.2	41.4	1.3	27.7	7.9	Cu	FHP5-25C2-16CF	£108	€125
2	1	8	60.2	41.4	1.3	27.7	7.9	Ni	FHP5-8N2-16CF	£108	€125
2	1	1	60.2	41.4	1.3	27.7	7.9	St.St.	FHP5-1S2-16CF	£108	€125
2	1	13	60.2	41.4	1.3	27.7	7.9	Mo	FHP5-13M2-16CF	£128	€148
4	1	25	60.2	41.4	1.3	27.7	9.5	Cu	FHP5-25C4-16CF	£117	€135
4	1	8	60.2	41.4	1.3	27.7	9.5	Ni	FHP5-8N4-16CF	£117	€135
4	1	1	60.2	41.4	1.3	27.7	9.5	St.St.	FHP5-1S4-16CF	£117	€135

DN16KF Flange Mounted

No. Pins	Fig.	Current, A	A	B	C	E	CC	Conductor material	Part Code	Price £	Price €
2	2	20	59.7	41.9	1.3	34.3	7.9	Cu	FHP5-25C2-16KF	£108	€125
2	2	8	59.7	41.9	1.3	34.3	7.9	Ni	FHP5-8N2-16KF	£108	€125
2	2	1	59.7	41.9	1.3	34.3	7.9	St.St.	FHP5-1S2-16KF	£108	€125
2	2	13	59.7	41.9	1.3	34.3	7.9	Mo	FHP5-13M2-16KF	£128	€148
4	2	25	59.7	41.9	1.3	34.3	9.5	Cu	FHP5-25C4-16KF	£117	€135
4	2	8	59.7	41.9	1.3	34.3	9.5	Ni	FHP5-8N4-16KF	£117	€135
4	2	1	59.7	41.9	1.3	34.3	9.5	St.St.	FHP5-1S4-16KF	£117	€135
4	2	13	59.7	41.9	1.3	34.3	9.5	Mo	FHP5-13M4-16KF	£158	€182

Weldable



No. Pins	Fig.	Current, A	A	B	C	D	E	F	CC	Conductor material	Part Code	Price £	Price €
2	3	25	47.5	54.1	1.3	19.0	22.1	9.7	7.9	Cu	FHP5-C2-W	£67	€78
2	3	8	47.5	54.1	1.3	19.0	22.1	9.7	7.9	Ni	FHP5-N2-W	£67	€78
2	3	1	47.5	54.1	1.3	19.0	22.1	9.7	7.9	St.St.	FHP5-S2-W	£67	€78
2	3	13	47.5	54.1	1.3	19.0	22.1	9.7	7.9	Mo	FHP5-M2-W	£87	€101
4	3	25	47.5	54.1	1.3	19.0	22.1	9.7	9.5	Cu	FHP5-C4-W	£77	€89
4	3	8	47.5	54.1	1.3	19.0	22.1	9.7	9.5	Ni	FHP5-N4-W	£77	€89
4	3	1	47.5	54.1	1.3	19.0	22.1	9.7	9.5	St.St.	FHP5-S4-W	£77	€89
4	3	13	47.5	54.1	1.3	19.0	22.1	9.7	7.9	Mo	FHP5-M4-W	£117	€135

Accessories

Description	Part Code	Price £	Price €
Power crimp connector BeCu 1.3mm 150°C air 200°C vacuum 10/PK	FHP-BECU-1.27-CON	£41	€48
Power push-on connector BeCu 1.3mm 150°C air 200°C vacuum 10/PK	FHP-BECU-1.3-CON	£41	€48
Power in-line connector BeCu 1.5mm 150°C air 400°C vacuum 10/PK	FHP-BECU-1.5IL-CON	£44	€51
Alumina ceramic beads 1.3mm ID 2.8mm long ~107/PK	CB-AL1.3	£42	€49

All dimensions are nominal in millimetres unless otherwise specified

5,000 Volts, up to 50 Amps, 1 to 12 Pins



Specifications:

Voltage[1]	5,000VDC max
Current[1]	Up to 50A max @ 20°C
Material	
Shell	St.St.
Pin	See table
Insulation	Alumina ceramic
Temperature Range[2]	
CF flanged feedthrough	-100°C to 450°C
KF flanged feedthrough	-20°C to 150°C

[1] - Please see section introduction for safety information.
[2] - Assembly rating is reduced to that of the lowest rated component.

Features:

- 1 to 12 pin configuration.
- Copper or nickel conductors.
- Air & vacuum side connectors available.
- Custom versions available on request.

Fig. 1.

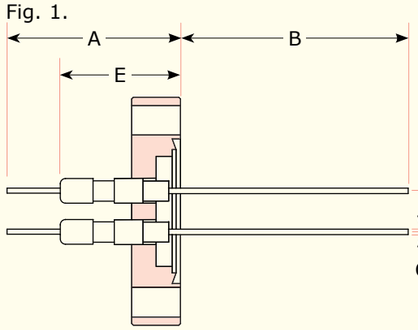

Fig. 2.

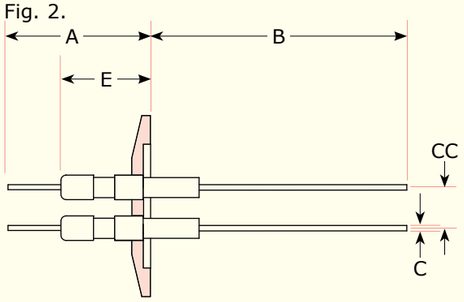

Accessories

Description	Part Code	Price £	Price €
Power push-on connector BeCu 2.4mm 150°C air 200°C vacuum 10/PK	FHP-BECU-2.4-CON	£41	€48
Power in-line connector BeCu 3.0mm 150°C air 400°C vacuum 10/PK	FHP-BECU-3IL-CON	£44	€51
Alumina ceramic beads 2.7mm ID 6.6mm long ~45/PK	CB-AL2.7	£42	€49

All dimensions are nominal in millimetres unless otherwise specified

CF Flange Mounted



No. pins	Fig.	Current, A	A	B	C	E	CC	Flange size	Conductor material	Part Code	Price £	Price €
1	1	50	57.2	135.1	2.4	31.8	-	DN16CF	Cu	FHP5-50C1-16CF	£77	€89
1	1	28	57.2	135.1	2.4	31.8	-	DN16CF	Mo	FHP5-28M1-16CF	£108	€125
1	1	15	57.2	135.1	2.4	31.8	-	DN16CF	Ni	FHP5-15N1-16CF	£77	€89
2	1	50	57.2	135.1	2.4	31.8	9.1	DN16CF	Cu	FHP5-50C2-16CF	£137	€158
2	1	28	57.2	135.1	2.4	31.8	9.1	DN16CF	Mo	FHP5-28M2-16CF	£183	€211
2	1	15	57.2	135.1	2.4	31.8	9.1	DN16CF	Ni	FHP5-15N2-16CF	£137	€158
2	1	50	57.2	135.1	2.4	31.8	12.7	DN40CF	Cu	FHP5-50C2-40CF	£142	€164
2	1	28	57.2	135.1	2.4	31.8	12.7	DN40CF	Mo	FHP5-28M2-40CF	£189	€218
2	1	15	57.2	135.1	2.4	31.8	12.7	DN40CF	Ni	FHP5-15N2-40CF	£142	€164
3	1	50	57.2	135.1	2.4	31.8	10.2	DN16CF	Cu	FHP5-50C3-16CF	£163	€188
3	1	28	57.2	135.1	2.4	31.8	10.2	DN16CF	Mo	FHP5-28M3-16CF	£223	€257
3	1	15	57.2	135.1	2.4	31.8	10.2	DN16CF	Ni	FHP5-15N3-16CF	£163	€188
4	1	50	57.2	135.1	2.4	31.8	15.7	DN40CF	Cu	FHP5-50C4-40CF	£189	€218
4	1	28	57.2	135.1	2.4	31.8	15.7	DN40CF	Mo	FHP5-28M4-40CF	£254	€293
4	1	15	57.2	135.1	2.4	31.8	15.7	DN40CF	Ni	FHP5-15N4-40CF	£189	€218
8	1	50	57.2	135.1	2.4	31.8	25.4	DN40CF	Cu	FHP5-50C8-40CF	£304	€350
8	1	28	57.2	135.1	2.4	31.8	25.4	DN40CF	Mo	FHP5-28M8-40CF	£426	€490
8	1	15	57.2	135.1	2.4	31.8	25.4	DN40CF	Ni	FHP5-15N8-40CF	£304	€350
12	1	50	57.2	135.1	2.4	31.8	30.7	DN40CF	Cu	FHP5-50C12-40CF	£371	€427
12	1	28	57.2	135.1	2.4	31.8	30.7	DN40CF	Mo	FHP5-28M12-40CF	£533	€613
12	1	15	57.2	135.1	2.4	31.8	30.7	DN40CF	Ni	FHP5-15N12-40CF	£371	€427

KF Flange Mounted



No. pins	Fig.	Current, A	A	B	C	E	CC	Flange size	Conductor material	Part Code	Price £	Price €
1	2	50	49.5	142.7	2.4	24.1	-	DN16KF	Cu	FHP5-50C1-16KF	£77	€89
1	2	28	49.5	142.7	2.4	24.1	-	DN16KF	Mo	FHP5-50M1-16KF	£112	€129
1	2	15	49.5	142.7	2.4	24.1	-	DN16KF	Ni	FHP5-15N1-16KF	£77	€89
1	2	50	49.5	142.7	2.4	24.1	-	DN25KF	Cu	FHP5-50C1-25KF	£82	€95
1	2	28	49.5	142.7	2.4	24.1	-	DN25KF	Mo	FHP5-28M1-25KF	£112	€129
1	2	15	49.5	142.7	2.4	24.1	-	DN25KF	Ni	FHP5-15N1-25KF	£82	€95
1	2	50	49.5	142.7	2.4	24.1	-	DN25KF	Cu	FHP5-50C1-40KF	£82	€95
1	2	28	49.5	142.7	2.4	24.1	-	DN25KF	Mo	FHP5-28M1-40KF	£112	€129
1	2	15	49.5	142.7	2.4	24.1	-	DN25KF	Ni	FHP515N1-40KF	£82	€95
2	2	50	49.5	142.7	2.4	24.1	9.9	DN16KF	Cu	FHP5-50C2-16KF	£132	€152
2	2	28	49.5	142.7	2.4	24.1	9.9	DN16KF	Mo	FHP5-50M2-16KF	£183	€211
2	2	15	49.5	142.7	2.4	24.1	9.9	DN16KF	Ni	FHP5-15N2-16KF	£137	€158
2	2	50	49.5	142.7	2.4	24.1	12.7	DN40KF	Cu	FHP5-50C2-40KF	£142	€164
2	2	28	49.5	142.7	2.4	24.1	12.7	DN40KF	Mo	FHP5-50M2-40KF	£189	€218
2	2	15	49.5	142.7	2.4	24.1	12.7	DN40KF	Ni	FHP5-15N2-40KF	£142	€164
3	2	50	49.5	142.7	2.4	24.1	10.2	DN25KF	Cu	FHP5-50C3-25KF	£163	€188
3	2	28	49.5	142.7	2.4	24.1	10.2	DN25KF	Mo	FHP5-50M3-25KF	£223	€257
3	2	15	49.5	142.7	2.4	24.1	10.2	DN25KF	Ni	FHP5-15N3-25KF	£163	€188
4	2	50	49.5	142.7	2.4	24.1	15.7	DN40KF	Cu	FHP5-50C4-40KF	£189	€218
4	2	28	49.5	142.7	2.4	24.1	15.7	DN40KF	Mo	FHP5-50M4-40KF	£254	€293
4	2	15	49.5	142.7	2.4	24.1	15.7	DN40KF	Ni	FHP5-15N4-40KF	£189	€218
8	2	50	49.5	142.7	2.4	24.1	25.4	DN40KF	Cu	FHP5-50C8-40KF	£304	€350
8	2	28	49.5	142.7	2.4	24.1	25.4	DN40KF	Mo	FHP5-50M8-40KF	£426	€490
8	2	15	49.5	142.7	2.4	24.1	25.4	DN40KF	Ni	FHP5-15N8-40KF	£304	€337
12	2	50	49.5	142.7	2.4	24.1	31.8	DN40KF	Cu	FHP5-50C12-40KF	£371	€411
12	2	28	49.5	142.7	2.4	24.1	31.8	DN40KF	Mo	FHP5-50M12-40KF	£533	€589
12	2	15	49.5	142.7	2.4	24.1	31.8	DN40KF	Ni	FHP5-15N12-40KF	£371	€411

All dimensions are nominal in millimetres unless otherwise specified

5,000 Volts, up to 180 Amps, 1 Pin

Specifications:

Voltage[1]	5,000VDC max
Current[1]	Up to 180A max @ 20°C
Material	
Shell	St.St.
Pin	See table
Insulation	Alumina ceramic
Temperature Range[2]	
Weldable feedthrough	-100°C to 450°C

[1] - Please see section introduction for safety information.
[2] - Assembly rating is reduced to that of the lowest rated component.

Features:

- Single pin configuration.
- Copper, nickel, stainless steel or molybdenum conductors.
- Air & vacuum side connectors available.
- Custom versions available on request.

Fig. 1.

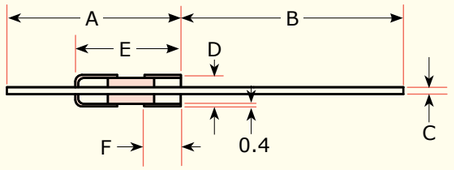

Fig. 2.

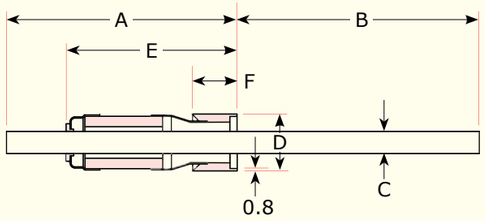

All dimensions are nominal in millimetres unless otherwise specified

Weldable

Fig.	Current, A	A	B	C	D	E	F	Conductor material	Part Code	Price £	Price €
1	25	47.0	54.6	1.3	6.3	21.6	9.4	Cu	FHP5-25C1-W	£31	€36
1	8	47.0	54.6	1.3	6.3	21.6	9.4	Ni	FHP5-8N1-W	£31	€36
1	1	47.0	54.6	1.3	6.3	21.6	9.4	St.St.	FHP5-1S1-W	£31	€36
1	13	47.0	54.6	1.3	6.3	21.6	9.4	Mo	FHP5-13M1-W	£36	€42
2	50	57.2	127.0	2.4	11.0	31.8	12.7	Cu	FHP5-50C1-W	£31	€36
2	15	57.2	127.0	2.4	11.0	31.8	12.7	Ni	FHP5-15N1-W	£31	€36
2	13	57.2	127.0	2.4	11.0	31.8	12.7	Mo	FHP5-1S1-W	£31	€36
2	100	58.9	125.2	4.0	12.6	33.5	12.7	Cu	FHP5-100C1-W	£44	€51
2	30	58.9	125.2	4.0	12.6	33.5	12.7	Ni	FHP5-30N1-W	£44	€51
2	50	58.9	125.2	4.0	12.6	33.5	12.7	Mo	FHP5-50M-W	£61	€71
2	6.5	58.9	125.2	4.0	12.6	33.5	12.7	St.St.	FHP5-6.5S1-W	£44	€51

Accessories

Description	Part Code	Price £	Price €
Power push-on connector BeCu 1.3mm 150°C air 200°C vacuum 10/PK	FHP-BECU-1.3-CON	£41	€48
Power push-on connector BeCu 2.4mm 150°C air 200°C vacuum 10/PK	FHP-BECU-2.4-CON	£41	€48
Power in-line connector BeCu 3.0mm 150°C air 400°C vacuum 10/PK	FHP-BECU-3IL-CON	£44	€51
Power in-line connector BeCu 4.1mm 150°C air 400°C vacuum 10/PK	FHP-BECU-4.1IL-CON	£82	€95
Alumina ceramic beads 1.3mm ID 2.8mm long ~107/PK	CB-AL1.3	£42	€49
Alumina ceramic beads 2.7mm ID 6.6mm long ~45/PK	CB-AL2.7	£42	€49

All dimensions are nominal in millimetres unless otherwise specified

8,000 Volts, up to 800 Amps, 1 Pin

Specifications:

Voltage[1]	8,000VDC max
Current[1]	Up to 800A max @ 20°C
Material	
Shell	St.St.
Pin	See table
Insulation	Alumina ceramic
Temperature Range[2]	
CF flanged feedthrough	-100°C to 450°C
KF flanged feedthrough	-20°C to 150°C
Weldable feedthrough	-100°C to 450°C

[1] - Please see section introduction for safety information.
[2] - Assembly rating is reduced to that of the lowest rated component.

Features:

- Single pin configuration.
- Copper or nickel conductors.
- Custom versions available on request.

Fig. 1.

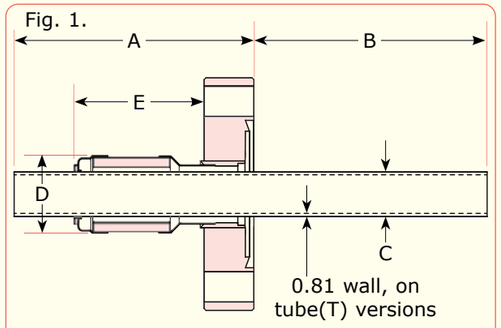

Fig. 2.

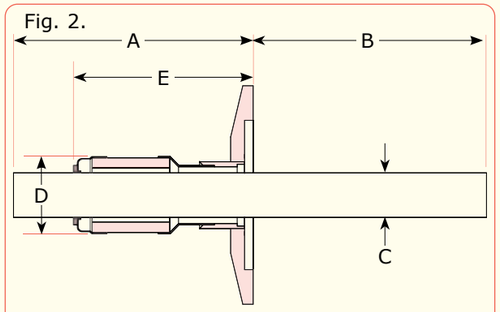

Fig. 3.

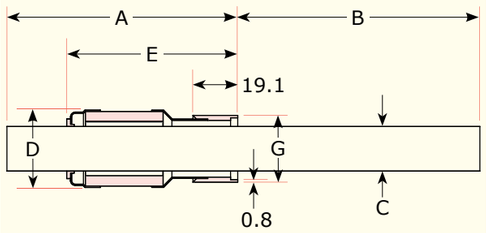

All dimensions are nominal in millimetres unless otherwise specified

CF Flange Mounted

Fig.	Current, A	A	B	C	D	E	Flange size	Conductor Material	Part Code	Price £	Price €
1	-	69.6	114.5	9.5	19.8	44.2	DN16CF	Cu	FHP8-C1T-16CF	£112	€129
1	300	68.6	114.5	9.5	19.8	44.2	DN16CF	Cu	FHP8-C1-300-16CF	£102	€118
1	-	69.6	114.5	9.5	19.8	44.2	DN16CF	Ni	FHP8-N1-16CF	POA	POA
1	100	68.6	114.5	9.5	19.8	44.2	DN16CF	Ni	FHP8-N1-100-16CF	£128	€148
1	-	69.6	114.5	9.5	19.8	44.2	DN16CF	St.St.	FHP8-S1T-16CF	POA	POA
1	20	69.6	114.5	9.5	19.8	44.2	DN16CF	St.St.	FHP8-S1-20-16CF	POA	POA
1	135	69.6	114.5	9.5	19.8	44.2	DN16CF	Mo	FHP8-M1-135-16CF	£168	€194
1	800	98.0	86.1	19.1	33.0	72.6	DN40CF	Cu	FHP8-C1-800-40CF	£203	€234
1	250	98.0	86.1	19.1	33.0	72.6	DN40CF	Ni	FHP8-N1-250-40CF	£351	€404
1	450	97.8	80.1	12.7	33.0	72.4	DN40CF	Cu	FHP8-C1-450-40CF	£193	€222
1	140	97.8	80.1	12.7	33.0	72.4	DN40CF	Ni	FHP8-N1-140-40CF	£249	€287
1	52	98.0	86.1	19.1	33.0	72.6	DN40CF	St.St.	FHP8-S1-52-40CF	POA	POA

KF Flange Mounted

Fig.	Current, A	A	B	C	D	E	Flange size	Conductor Material	Part Code	Price £	Price €
2	800	97.0	87.1	19.1	33.0	71.6	DN40KF	Cu	FHP8-C1-800-40KF	£203	€234
2	250	97.0	87.1	19.1	33.0	71.6	DN40KF	Ni	FHP8-N1-250-40KF	£351	€404
2	450	96.5	81.3	12.7	33.0	71.1	DN40KF	Cu	FHP8-C1-450-40KF	£193	€222
2	140	96.5	81.3	12.7	33.0	71.1	DN40KF	Ni	FHP8-N1-150-40KF	£249	€287
2	300	81.5	102.6	9.5	19.8	56.1	DN40KF	Cu	FHP8-C1-300-40KF	£102	€118
2	100	81.5	102.6	9.5	19.8	56.1	DN40KF	Ni	FHP8-N1-100-40KF	£128	€148
2	135	81.5	102.6	9.5	19.8	56.1	DN40KF	Mo	FHP8-M1-135-40KF	£163	€188

Weldable



Fig.	Current, A	A	B	C	D	E	G	Conductor Material	Part Code	Price £	Price €
3	800	97.0	87.1	19.1	33.0	71.6	28.4	Cu	FHP8-C1-800-W	£148	€171
3	250	97.0	87.1	19.1	33.0	71.6	28.4	Ni	FHP8-N1-250-W	£295	€340
3	52	97.0	87.1	19.1	33.0	71.6	28.4	St.St.	FHP8-S1-52-W	POA	POA
3	450	96.5	81.3	12.7	33.0	71.1	28.4	Cu	FHP8-C1-450-W	£137	€158
3	140	96.5	81.3	12.7	33.0	71.1	28.4	Ni	FHP8-N1-140-W	£193	€222
3	300	81.5	102.6	9.5	19.8	56.1	19.0	Cu	FHP8-C1-300-W	£61	€71
3	100	81.5	102.6	9.5	19.8	56.1	19.0	Ni	FHP8-N1-100-W	£87	€101
3	20	81.5	102.6	9.5	19.8	56.1	19.0	St.St,	FHP8-S1-20-W	POA	POA
3	135	81.5	102.6	9.5	19.8	56.1	19.0	Mo	FHP8-M1-135-W	£128	€148

All dimensions are nominal in millimetres unless otherwise specified

12,000 Volts, up to 180 Amps, 1 to 4 Pins



Specifications:

Voltage[1]	12,000VDC max
Current[1]	Up to 180A max @ 20°C
Material	
Shell	St.St.
Pin	See table
Insulation	Alumina ceramic
Temperature Range[2]	
CF flanged feedthrough	-100°C to 450°C
KF flanged feedthrough	-20°C to 150°C

[1] - Please see section introduction for safety information.
[2] - Assembly rating is reduced to that of the lowest rated component.

Features:

- 1 to 4 pin configuration.
- Copper, nickel, stainless steel or molybdenum conductors.
- Air & vacuum side connectors available.
- Custom versions available on request.

Fig. 1.

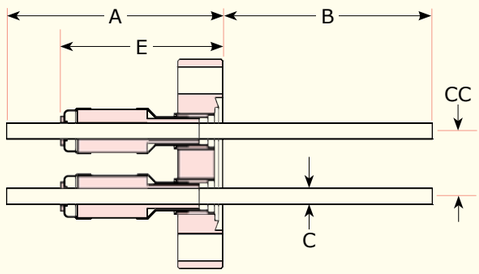

Fig. 2.

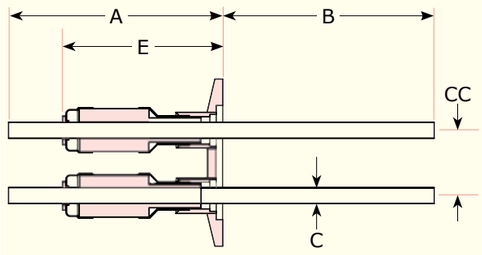

Accessories

Description	Part Code	Price £	Price €
Power push-on connector BeCu 6.4mm 150°C air 200°C vacuum 2/PK	FHP-BECU-6.4-CON	£50	€58
Power in-line connector BeCu 6.6mm 150°C air 400°C vacuum 10/PK	FHP-BECU-6.6IL-CON	£122	€141

All dimensions are nominal in millimetres unless otherwise specified

CF Flange Mounted



No. Pins	Fig.	Current, A	A	B	C	E	CC	Flange size	Conductor material	Part Code	Price £	Price €
1	1	180	67.8	116.3	6.4	42.4	-	DN16CF	Cu	FHP12-180C1-16CF	£87	€101
1	1	55	67.8	116.3	6.4	42.4	-	DN16CF	Ni	FHP12-55N1-16CF	£87	€101
1	1	7	67.8	116.3	6.4	42.4	-	DN16CF	St.St.	FHP12-7S1-16CF	£87	€101
1	1	93	67.8	116.3	6.4	42.4	-	DN16CF	Mo	FHP12-93M1-16CF	£131	€151
1	1	180	80.8	103.4	6.4	55.4	-	DN40CF	Cu	FHP12-180C1-40CF	£92	€106
1	1	55	80.8	103.4	6.4	55.4	-	DN40CF	Ni	FHP12-55N1-40CF	£92	€106
1	1	7	80.8	103.4	6.4	55.4	-	DN40CF	St.St.	FHP12-7S1-40CF	£92	€106
1	1	93	80.8	103.4	6.4	55.4	-	DN40CF	Mo	FHP12-93M1-40CF	£136	€157
2	1	180	80.8	103.4	6.4	55.4	19.1	DN40CF	Cu	FHP12-180C2-40CF	£173	€199
2	1	55	80.8	103.4	6.4	55.4	19.1	DN40CF	Ni	FHP12-55N2-40CF	£173	€199
2	1	7	80.8	103.4	6.4	55.4	19.1	DN40CF	St.St.	FHP12-7S2-40CF	£173	€199
2	1	93	80.8	103.4	6.4	55.4	19.1	DN40CF	Mo	FHP12-93M2-40CF	£244	€281
3	1	180	80.8	103.4	6.4	55.4	24.1	DN40CF	Cu	FHP12-180C3-40CF	£229	€264
3	1	55	80.8	103.4	6.4	55.4	24.1	DN40CF	Ni	FHP12-55N3-40CF	£229	€264
3	1	7	80.8	103.4	6.4	55.4	24.1	DN40CF	St.St.	FHP12-7S3-40CF	£229	€264
3	1	93	80.8	103.4	6.4	55.4	24.1	DN40CF	Mo	FHP12-93M3-40CF	£325	€374
4	1	180	80.8	103.4	6.4	55.4	24.1	DN40CF	Cu	FHP12-180C4-40CF	£279	€321
4	1	55	80.8	103.4	6.4	55.4	24.1	DN40CF	Ni	FHP12-55N4-40CF	£279	€321
4	1	7	80.8	103.4	6.4	55.4	24.1	DN40CF	St.St.	FHP12-7S4-40CF	£279	€321
4	1	93	80.8	103.4	6.4	55.4	24.1	DN40CF	Mo	FHP5-93M4-40CF	£396	€456

KF Flange Mounted

No. Pins	Fig.	Current, A	A	B	C	E	CC	Flange size	Conductor material	Part Code	Price £	Price €
1	2	180	66.0	118.1	6.4	40.6	-	DN16KF	Cu	FHP12-180C1-16KF	£82	€95
1	2	55	66.0	118.1	6.4	40.6	-	DN16KF	Ni	FHP12-55N1-16KF	£82	€95
1	2	7	66.0	118.1	6.4	40.6	-	DN16KF	St.St.	FHP12-7S1-16KF	£82	€95
1	2	93	66.0	118.1	6.4	40.6	-	DN16KF	Mo	FHP12-93M1-16KF	£126	€145
1	2	180	66.0	118.1	6.4	40.6	-	DN25KF	Cu	FHP12-180C1-25KF	£87	€101
1	2	55	66.0	118.1	6.4	40.6	-	DN25KF	Ni	FHP12-55N1-25KF	£87	€101
1	2	7	66.0	118.1	6.4	40.6	-	DN25KF	St.St.	FHP12-7S1-25KF	£87	€101
1	2	93	66.0	118.1	6.4	40.6	-	DN25KF	Mo	FHP12-93M1-25KF	£126	€145
1	2	180	79.5	104.6	6.4	54.1	-	DN40KF	Cu	FHP12-180C1-40KF	£87	€101
1	2	55	79.5	104.6	6.4	54.1	-	DN40KF	Ni	FHP12-55N1-40KF	£87	€101
1	2	7	79.5	104.6	6.4	54.1	-	DN40KF	St.St.	FHP12-7S1-40KF	£87	€101
1	2	7	79.5	104.6	6.4	54.1	-	DN40KF	Mo	FHP12-93M1-40KF	£131	€151
2	2	180	79.5	104.6	6.4	54.1	19.1	DN40KF	Cu	FHP12-180C2-40KF	£163	€188
2	2	55	79.5	104.6	6.4	54.1	19.1	DN40KF	Ni	FHP12-55N2-40KF	£163	€188
2	2	7	79.5	104.6	6.4	54.1	19.1	DN40KF	St.St.	FHP12-7S2-40KF	£163	€188
2	2	7	79.5	104.6	6.4	54.1	19.1	DN40KF	Mo	FHP12-93M2-40KF	£234	€270
3	2	180	79.5	104.6	6.4	54.1	23.6	DN40KF	Cu	FHP12-180C3-40KF	£218	€251
3	2	55	79.5	104.6	6.4	54.1	23.6	DN40KF	Ni	FHP1255N3-40KF	£218	€251
3	2	7	79.5	104.6	6.4	54.1	23.6	DN40KF	St.St.	FHP12-7S3-40KF	£218	€251
3	2	93	79.5	104.6	6.4	54.1	23.6	DN40KF	Mo	FHP12-93M3-40KF	£295	€340
3	2	180	79.5	104.6	6.4	54.1	23.6	DN50KF	Cu	FHP12-180C3-50KF	£223	€257
3	2	55	79.5	104.6	6.4	54.1	23.6	DN50KF	Ni	FHP12-55N3-50KF	£223	€257
3	2	7	79.5	104.6	6.4	54.1	23.6	DN50KF	St.St.	FHP12-7S3-50KF	£223	€257
3	2	93	79.5	104.6	6.4	54.1	23.6	DN50KF	Mo	FHP12-93M3-50KF	£304	€350
4	2	180	79.5	104.6	6.4	54.1	24.1	DN50KF	Cu	FHP12-180C4-50KF	£279	€321
4	2	55	79.5	104.6	6.4	54.1	24.1	DN50KF	Ni	FHP12-55N4-50KF	£279	€321
4	2	7	79.5	104.6	6.4	54.1	24.1	DN50KF	St.St.	FHP12-7S4-50KF	£279	€321
4	2	93	79.5	104.6	6.4	54.1	24.1	DN50KF	Mo	FHP12-93M4-50KF	£342	€394

All dimensions are nominal in millimetres unless otherwise specified

12,000 Volts, up to 180 Amps, 1 Pin

Specifications:

Voltage[1]	12,000VDC max
Current[1]	Up to 180A max @ 20°C
Material	
Shell	St.St.
Pin	See table
Insulation	Alumina ceramic
Temperature Range[2]	
Weldable feedthrough	-100°C to 450°C

[1] - Please see section introduction for safety information.
[2] - Assembly rating is reduced to that of the lowest rated component.

Features:

- Single pin configuration.
- Copper, nickel, stainless steel or molybdenum conductors.
- Air & vacuum side connectors available.
- Custom versions available on request.

Fig. 1.

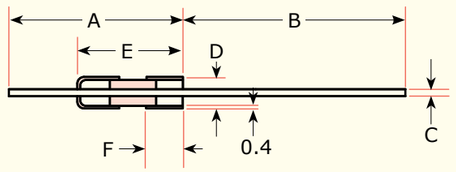

Fig. 2.

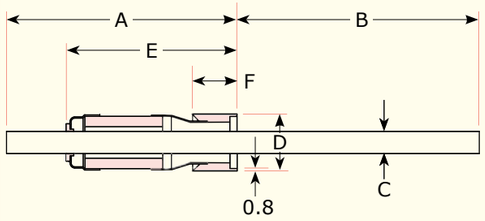

All dimensions are nominal in millimetres unless otherwise specified

Weldable



Fig.	Current, A	A	B	C	D	E	F	Conductor material	Part Code	Price £	Price €
2	180	79.5	104.6	6.4	15.8	54.1	19.1	Cu	FHP12-180C1-W	£49	€57
2	93	79.5	104.6	6.4	15.8	54.1	19.1	Mo	FHP12-93M1-W	£49	€57
2	55	79.5	104.6	6.4	15.8	54.1	19.1	Ni	FHP12-55N1-W	£49	€57
2	7	79.5	104.6	6.4	15.8	54.1	19.1	St.St.	FHP12-7S1-W	£92	€106

Accessories

Description	Part Code	Price £	Price €
Power push-on connector BeCu 6.4mm 150°C air 200°C vacuum 2/PK	FHP-BECU-6.4-CON	£50	€58
Power in-line connector BeCu 6.6mm 150°C air 400°C vacuum 10/PK	FHP-BECU-6.6IL-CON	£122	€141

All dimensions are nominal in millimetres unless otherwise specified

Email : sales@lewvac.co.uk - Tel : +44 (0)1444 233372 - Website : www.lewvac.co.uk

12,000 Volts, up to 180 Amps, 1 or 2 Pins

Specifications:

Voltage[1]	12,000VDC max
Current[1]	Up to 180A max @ 20°C
Material	
Shell	St.St.
Pin	See table
Insulation	Alumina ceramic
Temperature Range[2]	
CF flanged feedthrough	-100°C to 450°C
KF flanged feedthrough	-20°C to 150°C
Weldable feedthrough	-100°C to 450°C

[1] - Please see section introduction for safety information.
[2] - Assembly rating is reduced to that of the lowest rated component.

Features:

- 1 or 2 pin configuration.
- Copper, nickel or stainless steel conductors.
- Air & vacuum side connectors available.
- Custom versions available on request.

Fig. 1.

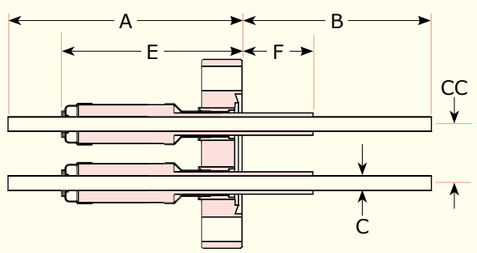

Fig. 2.

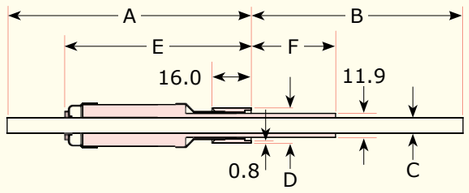

All dimensions are nominal in millimetres unless otherwise specified

CF Flange Mounted

No. Pins	Fig.	Current, A	A	B	C	E	F	CC	Conductor material	Part Code	Price £	Price €
1	1	180	82.6	101.6	6.4	57.2	42.9	-	Cu	FHP12-C1-16CF	£193	€222
1	1	55	82.6	101.6	6.4	57.2	42.9	-	Ni	FHP12-N1-16CF	£193	€222
1	1	7	82.6	101.6	6.4	57.2	42.9	-	St.St.	FHP12-S1-16CF	£193	€222
1	1	180	91.7	82.0	6.4	66.3	34.3	-	Cu	FHP12-C1-40CF	£193	€222
1	1	55	91.7	82.0	6.4	66.3	34.3	-	Ni	FHP12-N1-40CF	£193	€222
1	1	7	91.7	82.0	6.4	66.3	34.3	-	St.St.	FHP12-S1-40CF	£193	€222
2	1	180	91.7	82.0	6.4	66.3	34.3	19.8	Cu	FHP12-C2-40CF	£406	€467
2	1	55	91.7	82.0	6.4	66.3	34.3	19.8	Ni	FHP12-N2-40CF	£406	€467
2	1	7	91.7	82.0	6.4	66.3	34.3	19.8	St.St.	FHP12-S2-40CF	£406	€467

Weldable

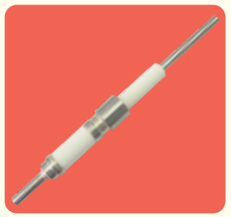

No. Pins	Fig.	Current, A	A	B	C	D	E	F	Conductor material	Part Code	Price £	Price €
1	2	180	90.7	93.5	6.4	17.4	65.3	35.6	Cu	FHP12-C-W	£102	€118
1	2	55	90.7	93.5	6.4	17.4	65.3	35.6	Ni	FHP12-N-W	£102	€118
1	2	7	90.7	93.5	6.4	17.4	65.3	35.6	St.St.	FHP12-S-W	£102	€118

Accessories

Description	Part Code	Price £	Price €
Power push-on connector BeCu 6.4mm 150°C air 200°C vacuum 2/PK	FHP-BECU-6.4-CON	£50	€58
Power in-line connector BeCu 6.6mm 150°C air 400°C vacuum 10/PK	FHP-BECU-6.6IL-CON	£122	€141

All dimensions are nominal in millimetres unless otherwise specified

14,000 Volts, up to 50 Amps, 1 to 4 Pins



Specifications:

Voltage[1]	14,000VDC max
Current[1]	Up to 50A max @ 20°C
Material	
Shell	St.St.
Pin	See table
Insulation	Alumina ceramic
Temperature Range[2]	
CF flanged feedthrough	-100°C to 450°C
KF flanged feedthrough	-20°C to 150°C
Weldable feedthrough	-100°C to 450°C

[1] - Please see section introduction for safety information.
[2] - Assembly rating is reduced to that of the lowest rated component.

Features:

- 1 to 4 pin configuration.
- Copper, nickel or Stainless steel conductors.
- Air & vacuum side connectors available.
- Custom versions available on request.

Fig. 1.

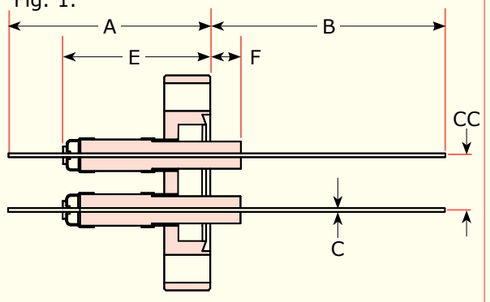

Fig. 2.

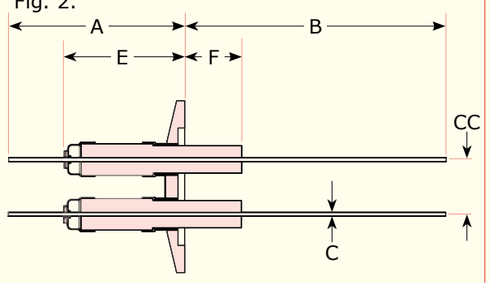

Fig. 3.

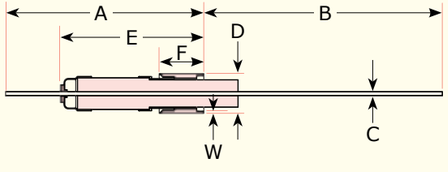

CF Flange Mounted

Suitable for -200°C Cryogenic applications

No. Pins	Fig.	Current, A	A	B	C	E	F	CC	Conductor material	Part Code	Price £	Price €
1	1	50	66.8	117.3	2.4	41.4	16.0	-	Cu	FHP14-C1-16CF	£112	€129
1	1	15	66.8	117.3	2.3	41.4	16.0	-	Ni	FHP14-N1-16CF	£112	€129
1	1	3	66.8	117.3	2.3	41.4	16.0	-	St.St	FHP14-S1-16CF	£112	€129
1	1	50	66.8	117.3	2.4	41.4	16.0	-	Cu	FHP14-C1-40CF	£117	€135
1	1	50	66.8	117.3	2.4	41.4	16.0	-	Cu	FHP14-N1-40CF	£117	€135
1	1	50	66.8	117.3	2.4	41.4	16.0	-	Cu	FHP14-S1-40CF	£117	€135
2	1	50	66.8	117.3	2.4	41.4	16.0	9.7	Cu	FHP10-C2-16CF	£168	€194
2	1	15	66.8	117.3	2.3	41.4	16.0	9.7	Ni	FHP10-N2-16CF	£168	€194
2	1	50	66.8	117.3	2.4	41.4	16.0	12.7	Cu	FHP10-C2-40CF	£173	€199
2	1	15	66.8	117.3	2.3	41.4	16.0	12.7	Ni	FHP10-N2-40CF	£173	€199
4	1	50	66.8	117.3	2.4	41.4	16.0	15.7	Cu	FHP10-C4-40CF	£229	€264
4	1	15	66.8	117.3	2.3	41.4	16.0	15.7	Ni	FHP10-N4-40CF	£229	€264

KF Flange Mounted

No. Pins	Fig.	Current, A	A	B	C	E	F	CC	Conductor material	Part Code	Price £	Price €
1	2	50	59.2	125.0	2.4	33.8	23.4	-	Cu	FHP10-C1-16KF	£112	€129
1	2	15	59.2	125.0	2.4	33.8	23.4	-	Ni	FHP10-N1-16KF	£112	€129
1	2	3	59.2	125.0	2.4	33.8	23.4	-	St.St	FHP14-S1-16KF	£112	€129
1	2	50	59.2	125.0	2.4	33.8	23.4	-	Cu	FHP14-C1-40KF	£117	€135
1	2	15	59.2	125.0	2.4	33.8	23.4	-	Ni	FHP14-N1-40KF	£117	€135
1	2	3	59.2	125.0	2.4	33.8	23.4	-	St.St	FHP14-S1-40KF	£117	€135
2	2	50	59.2	125.0	2.4	33.8	23.4	9.9	Cu	FHP10-C2-16KF	£168	€194
2	2	15	59.2	125.0	2.3	33.8	23.4	9.9	Ni	FHP10-N2-16KF	£168	€194
2	2	50	59.2	125.0	2.4	33.8	23.4	12.7	Cu	FHP10-C2-40KF	£173	€199
2	2	15	59.2	125.0	2.3	33.8	23.4	12.7	Ni	FHP10-N2-40KF	£173	€199
4	2	50	59.2	125.0	2.4	33.8	23.4	15.7	Cu	FHP10-C4-40KF	£229	€264
4	2	15	59.2	125.0	2.3	33.8	23.4	15.7	Ni	FHP10-N4-40KF	£229	€264

Weldable

No. Pins	Fig.	Current, A	A	B	C	D	E	F	W	Conductor material	Part Code	Price £	Price €
1	3	50	66.8	117.3	2.4	11.0	41.4	12.7	0.8	Cu	FHP14-C-W	£36	€42
1	3	15	66.8	117.3	2.3	11.0	41.4	12.7	0.8	Ni	FHP14-N-W	£36	€42

Accessories

Description	Part Code	Price £	Price €
Power push-on connector BeCu 2.4mm 150°C air 200°C vacuum 10/PK	FHP-BECU-2.4-CON	£41	€48
Power in-line connector BeCu 3.0mm 150°C air 400°C vacuum 10/PK	FHP-BECU-3IL-CON	£44	€51
Alumina ceramic beads 2.7mm ID 6.6mm long ~45/PK	CB-AL2.7	£42	€49

20,000 Volts, up to 50 Amps, 1 Pin

Specifications:

Voltage[1]	20,000VDC max
Current[1]	Up to 50A max @ 20°C
Material	
Shell	St.St.
Pin	See table
Insulation	Alumina ceramic
Temperature Range[2]	
CF flanged feedthrough	-100°C to 450°C
KF flanged feedthrough	-20°C to 150°C
Weldable feedthrough	-100°C to 450°C

[1] - Please see section introduction for safety information.
[2] - Assembly rating is reduced to that of the lowest rated component.

Features:

- 1 pin configuration.
- Copper or nickel conductors.
- Vacuum side connectors available.
- Custom versions available on request.

Fig. 1.

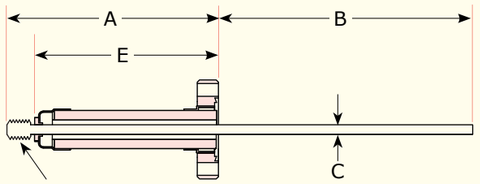

Fig. 2.

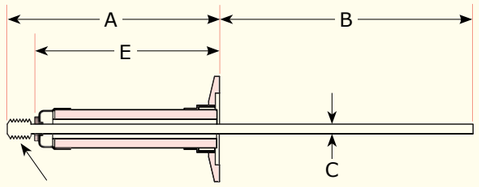

Fig. 3.

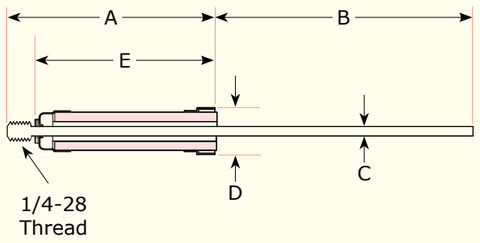

All dimensions are nominal in millimetres unless otherwise specified

DN16CF Flange Mounted

Fig.	Current, A	A	B	C	E	Conductor material	Part Code	Price £	Price €
1	50	80.8	143.0	2.3	71.1	Cu	FHP20-C1-16CF	£112	€129
1	15	80.8	143.0	2.3	71.1	Ni	FHP20-N1-16CF	£112	€129

DN16KF Flange Mounted

Fig.	Current, A	A	B	C	E	Conductor material	Part Code	Price £	Price €
2	50	76.7	145.0	2.3	69.1	Cu	FHP20-C1-16KF	£112	€129
2	15	76.7	145.0	2.3	69.1	Ni	FHP20-N1-16KF	£112	€129

Weldable

Fig.	Current, A	A	B	C	D	E	Conductor material	Part Code	Price £	Price €
3	50	80.5	143.0	2.3	19.0	71.1	Cu	FHP20-C1-W	£82	€95
3	15	80.5	143.0	2.3	19.0	71.1	Ni	FHP20-N1-W	£82	€95

Accessories

Description	Part Code	Price £	Price €
Power in-line connector BeCu 3.1mm 150°C air 400°C vacuum 10/PK	FHP-BECU-3IL-CON	£44	€51
Alumina ceramic beads 2.7mm ID 6.6mm long ~45/PK	CB-AL2.7	£42	€49

All dimensions are nominal in millimetres unless otherwise specified

20,000 Volts, up to 180 Amps, 1 Pin

Specifications:

Voltage[1]	20,000VDC max
Current[1]	Up to 180A max @ 20°C
Material	
Shell	St.St.
Pin	See table
Insulation	Alumina ceramic
Temperature Range[2]	
CF flanged feedthrough	-100°C to 450°C
Weldable feedthrough	-100°C to 450°C

[1] - Please see section introduction for safety information.
[2] - Assembly rating is reduced to that of the lowest rated component.

Features:

- 1 pin configuration.
- Copper, nickel or stainless steel conductors.
- Vacuum side connectors available.
- Custom versions available on request.

Fig. 1.

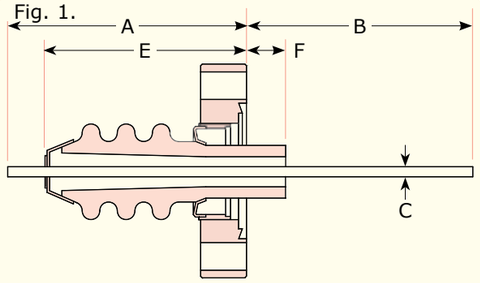

Fig. 2.

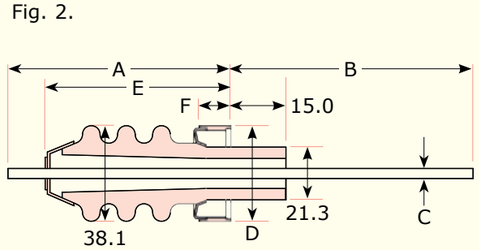

Fig. 3.

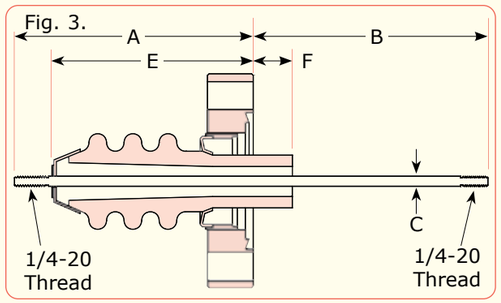

Fig. 4.

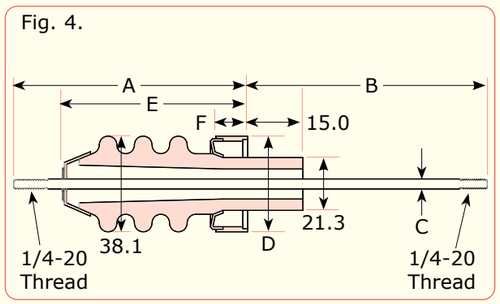

All dimensions are nominal in millimetres unless otherwise specified

DN40CF Flange Mounted

Fig.	Current, A	A	B	C	E	F	Conductor material	Part Code	Price £	Price €
1	180	94.0	90.2	6.4	68.6	14.5	Cu	FHP20-C-180-40CF	£254	€293
1	55	94.0	90.2	6.4	68.6	14.5	Ni	FHP20-N-55-40CF	£254	€293
3	150	97.3	86.9	6.4	71.9	14.5	Cu	FHP20-C-150T-40CF	£304	€350
3	50	97.3	86.9	6.4	71.9	14.5	Ni	FHP20-N-50T-40CF	£304	€350
3	7	97.3	86.9	6.4	71.9	14.5	St.St.	FHP20-S-7T-40CF	£304	€350

Weldable

Fig.	Current, A	A	B	C	D	E	F	Conductor material	Part Code	Price £	Price €
2	180	96.0	88.1	6.4	38.1	70.6	12.7	Cu	FHP20-C-180-W	£217	€250
2	55	96.0	88.1	6.4	38.1	70.6	12.7	Ni	FHP20-N-55-W	£217	€250
2	7	96.0	88.1	6.4	38.1	70.6	12.7	St.St.	FHP20-S-7-W	£217	€250
4	150	96.0	88.1	6.4	38.1	70.6	12.7	Cu	FHP20-C-150T-W	£247	€285
4	50	96.0	88.1	6.4	38.1	70.6	12.7	Ni	FHP20-N-50T-W	£247	€285
4	7	96.0	88.1	6.4	38.1	70.6	12.7	St.St.	FHP20-S-7T-W	£247	€285

Accessories

Description	Part Code	Price £	Price €
Power push-on connector BeCu 6.4mm 150°C air 200°C vacuum 2/PK	FHP-BECU-6.4-CON	£50	€58
Power in-line connector BeCu 6.6mm 150°C air 400°C vacuum 10/PK	FHP-BECU-6.6IL-CON	£122	€141

All dimensions are nominal in millimetres unless otherwise specified

Email : sales@lewvac.co.uk - Tel : +44 (0)1444 233372 - Website : www.lewvac.co.uk

20,000 to 30,000 Volts, up to 50 Amps, 1 Pin

Specifications:

Voltage[1]	20,000 - 30,000VDC max
Current[1]	Up to 50A max @ 20°C
Material	
Shell	St.St.
Pin	See table
Insulation	Alumina ceramic
Temperature Range[2]	
CF flanged feedthrough	-100°C to 450°C
Weldable feedthrough	-100°C to 450°C

[1] - Please see section introduction for safety information.
[2] - Assembly rating is reduced to that of the lowest rated component.

Features:

- 1 pin configuration.
- Copper, nickel or stainless steel conductors.
- Vacuum side connectors available.
- Custom versions available on request.

Fig. 1.

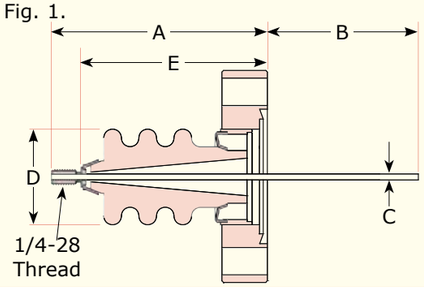

Fig. 2.

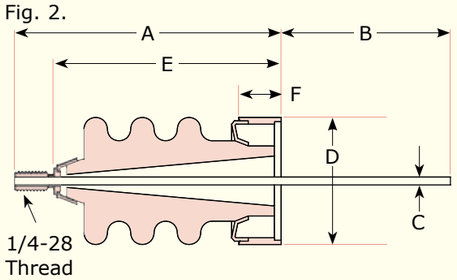

Fig. 3.

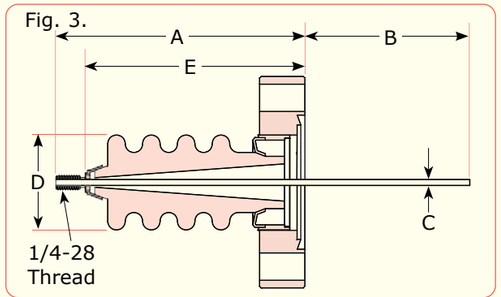

Fig. 4.

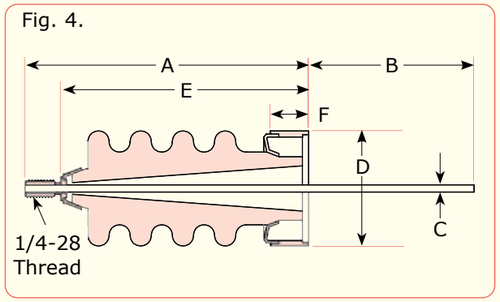

Fig. 5.

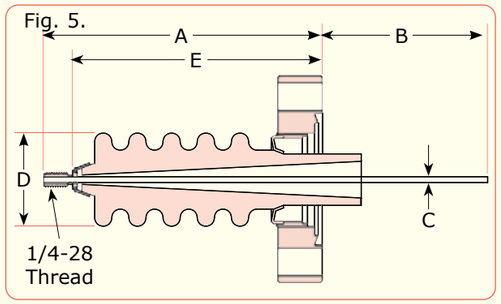

Fig. 6.

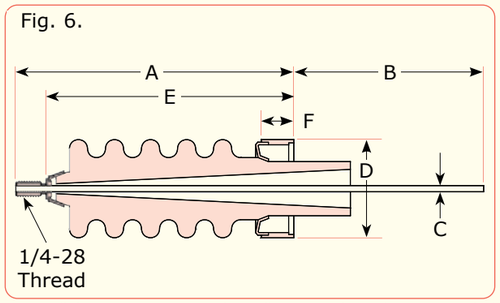

All dimensions are nominal in millimetres unless otherwise specified

DN40CF Flange Mounted

Fig.	Voltage, kV	Current, A	A	B	C	D	E	Conductor material	Part Code	Price £	Price €
1	20	50	79.2	146.3	2.4	38.1	69.6	Cu	FHP20-C1-40CF	€ 247	€285
1	20	3	79.2	146.3	2.4	38.1	69.6	St.St.	FHP20-S1-40CF	€ 247	€285
3	25	50	91.9	133.6	2.4	38.1	82.3	Cu	FHP25-C1-40CF	€ 270	€311
3	25	3	91.9	133.6	2.4	38.1	82.3	St.St.	FHP25-S1-40CF	€ 264	€304
5	30	50	108.0	117.6	2.4	38.1	97.8	Cu	FHP30-C1-40CF	€ 234	€270
5	30	3	108.0	117.6	2.4	38.1	97.8	St.St.	FHP30-S1-40CF	€ 234	€270
5	30	15	108.0	117.6	2.4	38.1	97.8	Ni	FHP30-N1-40CF	€ 234	€270

Weldable

Fig.	Voltage, kV	Current, A	A	B	C	D	E	F	Conductor material	Part Code	Price £	Price €
2	20	50	78.0	147.6	2.4	38.1	68.3	12.7	Cu	FHP20A-C1-W	£133	€153
2	20	3	78.0	147.6	2.4	38.1	68.3	12.7	St.St.	FHP20-S1-W	£133	€153
4	25	50	90.7	134.9	2.4	38.1	81.0	12.7	Cu	FHP25-C1-W	£148	€171
4	25	3	90.7	134.9	2.4	38.1	81.0	12.7	St.St.	FHP25-S1-W	£148	€171
6	30	50	108.0	117.6	2.4	38.1	97.8	12.7	Cu	FHP30-C1-W	£167	€193
6	30	3	108.0	117.6	2.4	38.1	97.8	12.7	St.St.	FHP30-S1-W	£167	€193
6	30	15	108.0	117.6	2.4	38.1	97.8	12.7	Ni	FHP30-N1-W	£167	€193

Accessories

Description	Part Code	Price £	Price €
Power push-on connector BeCu 2.4mm 150°C air 200°C vacuum 10/PK	FHP-BECU-2.4-CON	£41	€48
Power in-line connector BeCu 3.0mm 150°C air 400°C vacuum 10/PK	FHP-BECU-3IL-CON	£44	€51
Alumina ceramic beads 2.7mm ID 6.6mm long ~45/PK	CB-AL2.7	£42	€49

All dimensions are nominal in millimetres unless otherwise specified

25,000 - 30,000 Volts, up to 50 Amps, 2 or 3 Pins

Specifications:

Voltage[1]	25,000 - 30,000 VDC max (pin-pin - 2,000VDC Max)
Current[1]	50A max @ 20°C
Material	
Shell	St.St.
Pin	See table
Insulation	Alumina ceramic
Temperature Range[2]	
CF flanged feedthrough	-100°C to 450°C
Weldable feedthrough	-100°C to 450°C

[1] - Please see section introduction for safety information.
[2] - Assembly rating is reduced to that of the lowest rated component.

Features:

- 2 or 3 pin configuration.
- Copper or stainless steel conductors.
- Vacuum side connectors available.
- Custom versions available on request.

Fig. 1.

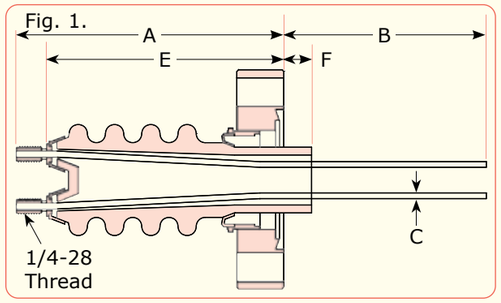

Fig. 2.

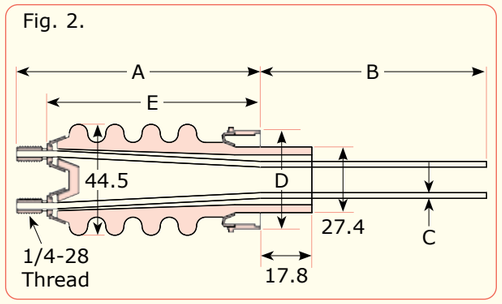

All dimensions are nominal in millimetres unless otherwise specified

DN40CF Flange Mounted

No. Pins	Voltage, kV	Fig.	Current A	Pin Material	A	B	C	E	F	Part Code	Price £	Price €
2	30	1	50	Cu	102.9	58.9	2.4	93.2	16.8	FHP30-C2-40CF	£432	€497
3	25	1	50	Cu	102.9	70.6	2.4	93.2	10.4	FHP25-C3-40CF	£538	€619

Weldable

No. Pins	Votage, kV	Fig.	Current A	Pin Material	A	B	C	D	E	Part Code	Price £	Price €
2	30	2	50	Cu	101.6	46.2	2.4	38.1	91.9	FHP30-C2-W	£351	€404
3	25	2	50	Cu	101.6	60.2	2.4	38.1	91.9	FHP25-C3-W	£457	€526
3	25	2	3	St.St.	101.6	60.2	2.4	38.1	91.9	FHP25-ST3-W	£457	€526

Accessories

Description	Part Code	Price £	Price €
Power push-on connector BeCu 2.4mm 150°C air 200°C vacuum 10/PK	FHP-BECU-2.4-CON	£41	€48
Power in-line connector BeCu 3.0mm 150°C air 400°C vacuum 10/PK	FHP-BECU-3IL-CON	£44	€51
Alumina ceramic beads 2.7mm ID 6.6mm long ~45/PK	CB-AL2.7	£42	€49

All dimensions are nominal in millimetres unless otherwise specified

Email : sales@lewvac.co.uk - Tel : +44 (0)1444 233372 - Website : www.lewvac.co.uk

40,000 Volts, 7 Amps, 1 Pin



Specifications:

Voltage[1]	40,000VDC max
Current[1]	7A max @ 20°C
Material	
Shell	St.St.
Pin	Alumel®
Insulation	Alumina ceramic
Temperature Range[2]	
CF flanged feedthrough	-100°C to 450°C
KF flanged feedthrough	-20°C to 150°C
Weldable feedthrough	-100°C to 450°C
Airside connector	-55°C to 125°C

[1] - Please see section introduction for safety information.
[2] - Assembly rating is reduced to that of the lowest rated component.

Features:

- 1 pin configuration.
- Alumel® conductor.
- Air side connector / cable included.
- Vacuum side connector available.
- Custom versions available on request.

Fig. 1.

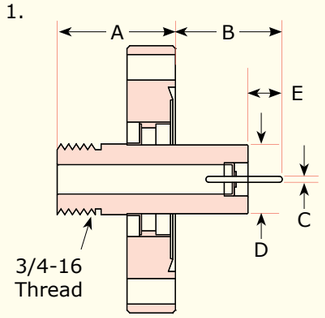

Fig. 2.

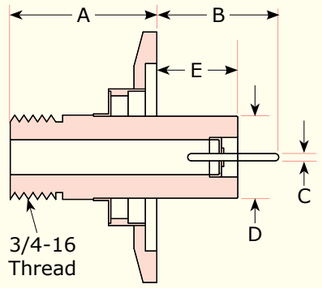

Fig. 3.

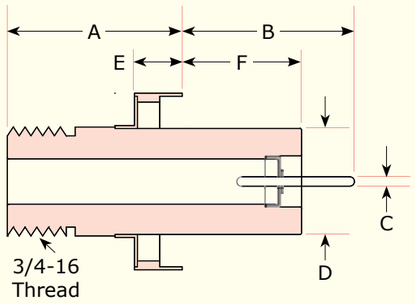

Fig. 4.

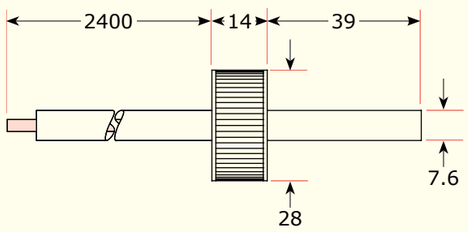

All dimensions are nominal in millimetres unless otherwise specified

CF Flange Mounted



Fig.	A	B	C	D	Flange	Part Code	Price £	Price €
1	26.4	31.8	1.6	18.0	DN40CF	FHP40-40CF	£640	€736

KF Flange Mounted

Fig.	A	B	C	D	Flange	Part Code	Price £	Price €
2	25.4	32.3	1.6	18.5	DN40KF	FHP40-40KF	£640	€736
2	25.4	32.3	1.6	18.5	DN50KF	FHP40-50KF	£640	€736

Weldable



Fig.	A	B	C	D	E	F	Part Code	Price £	Price €
3	24.8	33.8	1.6	18.5	6.6	24.4	FHP40-W	£599	€689

Accessories

Description	Part Code	Price £	Price €
Spare air side connector / cable for FHP40 feedthrough - see fig. 4.	FHP40-CON	£278	€320
Power in-line connector BeCu 1.8mm 150°C air 400°C vacuum 10/PK	FHP-BECU-1.8IL-CON	£41	€48
Alumina ceramic beads 1.7mm ID 4.3mm long ~69/PK	CB-AL1.7	£42	€49



Air side connector.

All dimensions are nominal in millimetres unless otherwise specified

60,000 Volts, 6.5 Amps, 1 Pin

Specifications:

Voltage[1]	60,000VDC max
Current[1]	6.5A max @ 20°C
Material	
Shell	St.St.
Pin	St.St.
Insulation	Alumina ceramic
Temperature Range[2]	
CF flanged feedthrough	-100°C to 450°C
Weldable feedthrough	-100°C to 450°C

[1] - Please see section introduction for safety information.
[2] - Assembly rating is reduced to that of the lowest rated component.

Features:

- 1 pin configuration.
- Stainless steel conductors.
- Vacuum side connectors available.
- Custom versions available on request.

Fig. 1.

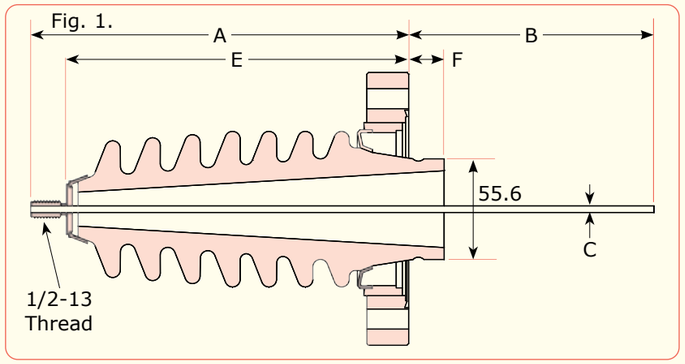

Fig. 2.

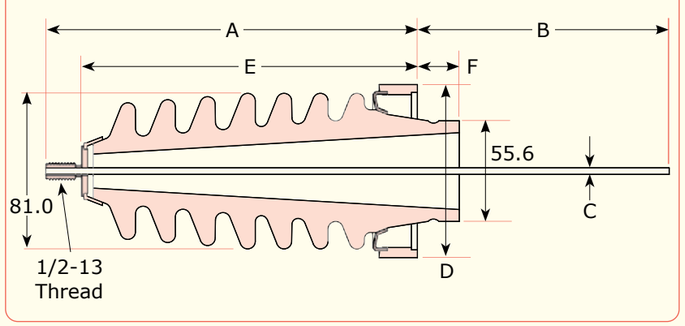

All dimensions are nominal in millimetres unless otherwise specified

DN63CF Flange Mounted

Voltage, kV	Current, A	Fig.	A	B	C	E	F	Part Code	Price £	Price €
60	3	1	197.4	118.4	4	172.0	22.9	FHP60-63CF	£1438	€1654

Weldable

Voltage, kV	Current, A	Fig.	A	B	C	D	E	F	Part Code	Price £	Price €
60	3	2	198.6	117.1	4	82.6	173.2	21.8	FHP60-W	£1388	€1597

Accessories

Description	Part Code	Price £	Price €
Power in-line connector BeCu 6.6mm 150°C air 400°C vacuum 10/PK	FHP-BECU-66L-CON	£122	€141

All dimensions are nominal in millimetres unless otherwise specified

100,000 Volts, 6.5 Amps, 1 Pin

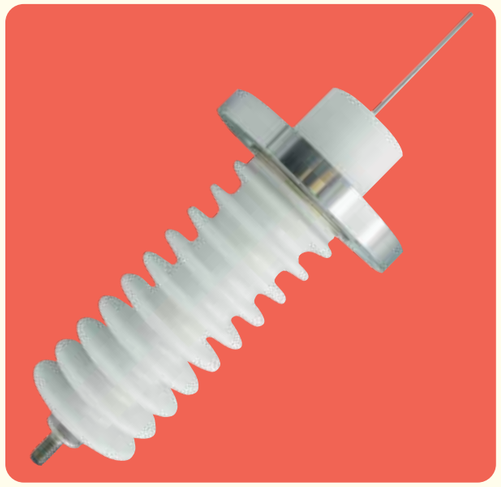

Specifications:

Voltage[1]	100,000VDC max
Current[1]	6.5A max @ 20°C
Material	
Shell	St.St.
Pin	St.St.
Insulation	Alumina ceramic
Temperature Range[2]	
CF flanged feedthrough	-100°C to 450°C
Weldable feedthrough	-100°C to 450°C

[1] - Please see section introduction for safety information.
[2] - Assembly rating is reduced to that of the lowest rated component.

Features:

- 1 pin configuration.
- Stainless steel conductors.
- Vacuum side connectors available.
- Custom versions available on request.

Fig. 1.

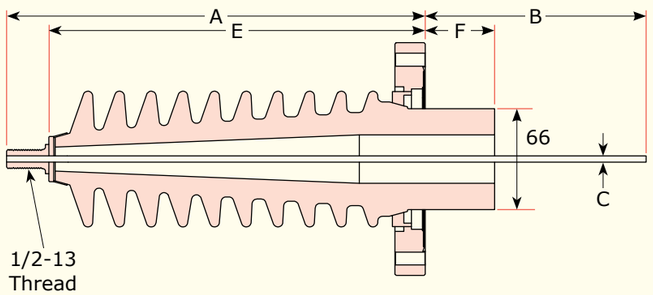

Fig. 2.

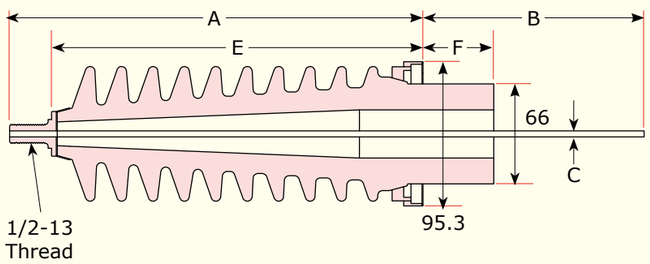

All dimensions are nominal in millimetres unless otherwise specified

DN100CF Flange Mounted

Voltage, kV	Current, A	Fig.	A	B	C	E	F	Part Code	Price £	Price €
100	6.5	1	274.4	144.7	4	249	45.7	FHP100-100CF	£3126	€3595

Weldable

Voltage, kV	Current, A	Fig.	A	B	C	E	F	Part Code	Price £	Price €
100	6.5	2	274.4	144.7	4	249	45.7	FHP100-W	£2856	€3285

Accessories

Description	Part Code	Price £	Price €
Power in-line connector BeCu 6.6mm 150°C air 400°C vacuum 10/PK	FHP-BECU-6.6IL-CON	£122	€141

All dimensions are nominal in millimetres unless otherwise specified

8,000 to 12,000 Volts, Water Cooled, 1 to 4 Tubes

Specifications:

Voltage[1]	8,000 - 12,000VDC max
Material	
Shell	St.St.
Tube	See table
Insulation	Alumina ceramic
Temperature Range[2]	
CF flanged feedthrough	-100°C to 450°C
KF flanged feedthrough	-20°C to 150°C
Weldable feedthrough	-100°C to 450°C

[1] - Please see section introduction for safety information.
[2] - Assembly rating is reduced to that of the lowest rated component.

Features:

- 1, 2, 3 & 4 pin configuration.
- Copper, nickel or stainless steel conductors.
- Custom versions available on request.

Fig. 1.

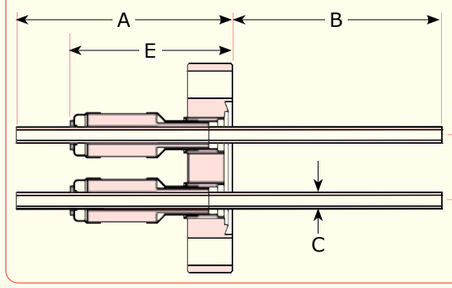

Fig. 2.

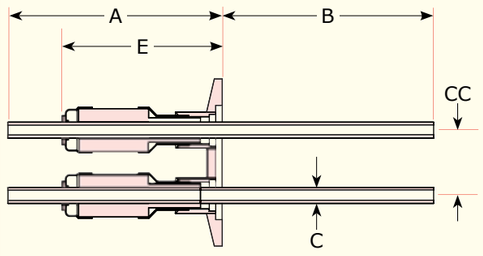

Fig. 3.

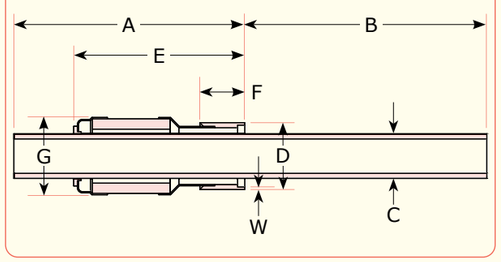

Weldable

8kV | 12kV

Fig.	A	B	C	D	E	F	G	Conductor material	Part Code	Price £	Price €
3	96.5	86.4	19.1	28.4	72.4	19.1	33.0	Cu	FHP8-WCC1-WL	£142	€164
3	96.5	86.4	12.7	28.4	72.4	19.1	33.0	Cu	FHP8-WCC1-WM	£133	€153
3	96.5	86.4	9.7	19.0	54.6	19.1	19.8	Cu	FHP8-WCC1-WS	£72	€83
3	79.5	104.6	6.4	15.8	54.1	19.1	13.7	Cu	FHP12-WCC1-W	£56	€65
3	79.5	104.6	6.4	15.8	54.1	19.1	13.7	Ni	FHP12-WCN1-W	£67	€78
3	79.5	104.6	6.4	15.8	54.1	19.1	13.7	St.St.	FHP12-WCS1-W	£83	€96

All dimensions are nominal in millimetres unless otherwise specified

CF Flange Mounted



8kV

No. Tubes	Fig.	A	B	C	E	CC	Flange	Conductor material	Part Code	Price £	Price €
1	1	99.1	85.1	19.1	73.7	-	DN40CF	Cu	FHP8-WCC1-40CFL	£193	€222
1	1	68.3	116.1	12.7	73.7	-	DN40CF	Cu	FHP8-WCC1-40CFM	£183	€211
1	1	68.3	116.1	9.7	42.9	-	DN16CF	Cu	FHP8-WCC1-16CFS	£112	€129

12kV

No. Tubes	Fig.	A	B	C	E	CC	Flange	Conductor material	Part Code	Price £	Price €
1	1	67.8	116.3	6.4	42.4	-	DN16CF	Cu	FHP12-WCC1-16CF	£87	€101
1	1	67.8	116.3	6.4	42.4	-	DN16CF	Ni	FHP12-WCN1-16CF	£97	€112
1	1	67.8	116.3	6.4	42.4	-	DN16CF	St.St.	FHP12-WCS1-16CF	£87	€101
1	1	80.8	103.4	6.4	55.4	-	DN40CF	Cu	FHP12-WCC1-40CF	£92	€106
1	1	80.8	103.4	6.4	55.4	-	DN40CF	Ni	FHP12-WCN1-40CF	£102	€118
1	1	80.8	104.6	6.4	55.4	-	DN40CF	St.St.	FHP12-WCS1-40CF	£92	€106
2	1	80.8	104.6	6.4	55.4	19.1	DN40CF	Cu	FHP12-WCC2-40CF	£163	€188
2	1	80.8	103.4	6.4	55.4	19.1	DN40CF	Ni	FHP12-WCN2-40CF	£183	€211
2	1	80.8	103.4	6.4	55.4	19.1	DN40CF	St.St.	FHP12-WCS2-40CF	£163	€188
3	1	80.8	103.4	6.4	55.4	24.1	DN40CF	Cu	FHP12-WCC3-40CF	£229	€264
3	1	80.8	104.6	6.4	55.4	24.1	DN40CF	Ni	FHP12-WCN3-40CF	£254	€293
3	1	80.8	104.6	6.4	55.4	24.1	DN40CF	St.St.	FHP12-WCS3-40CF	£229	€264
4	1	80.8	104.6	6.4	55.4	24.1	DN40CF	Cu	FHP12-WCC4-40CF	£279	€321
4	1	80.8	104.6	6.4	55.4	24.1	DN40CF	Ni	FHP12-WCN4-40CF	£310	€357
4	1	80.8	104.6	6.4	55.4	24.1	DN40CF	St.St.	FHP12-WCS4-40CF	£279	€321

KF Flange Mounted

8kV

No. Tubes	Fig.	A	B	C	E	CC	Flange	Conductor material	Part Code	Price £	Price €
1	2	96.5	86.4	19.1	72.4	-	DN40KF	Cu	FHP8-WCC1-40KFL	£193	€222
1	2	96.5	86.4	12.7	72.4	-	DN40KF	Cu	FHP8-WCC1-40KFM	£183	€211
1	2	80.0	104.1	9.7	54.6	-	DN40KF	Cu	FHP8-WCC1-40KFS	£112	€129

12kV

No. Tubes	Fig.	A	B	C	E	CC	Flange	Conductor material	Part Code	Price £	Price €
1	2	66.0	118.1	6.4	40.6	-	DN16KF	Cu	FHP12WCC1-16KF	£82	€95
1	2	66.0	118.1	6.4	40.6	-	DN16KF	Ni	FHP12-WCN1-16KF	£92	€106
1	2	66.0	118.1	6.4	40.6	-	DN16KF	St.St.	FHP12-WCS1-16KF	£82	€95
1	2	66.0	118.1	6.4	40.6	-	DN16KF	Cu	FHP12-WCC1-25KF	£87	€101
1	2	66.0	118.1	6.4	40.6	-	DN16KF	Ni	FHP12-WCN1-25KF	£97	€112
1	2	66.0	118.1	6.4	40.6	-	DN16KF	St.St.	FHP12-WCS1-25KF	£87	€101
1	2	79.5	104.6	6.4	54.1	-	DN40KF	Cu	FHP12-WCC1-40KF	£87	€101
1	2	79.5	104.6	6.4	54.1	-	DN40KF	Ni	FHP12-WCN1-40KF	£97	€112
1	2	79.5	104.6	6.4	54.1	-	DN40KF	St.St.	FHP12-WCS1-40KF	£87	€101
2	2	79.5	104.6	6.4	54.1	19.1	DN40KF	Cu	FHP12-WCC2-40KF	£163	€188
2	2	79.5	104.6	6.4	54.1	19.1	DN40KF	Ni	FHP12-WCN2-40KF	£183	€211
2	2	79.5	104.6	6.4	54.1	19.1	DN40KF	St.St.	FHP12-WCS2-40KF	£163	€188
3	2	79.5	104.6	6.4	54.1	24.1	DN40KF	Cu	FHP12-WCC3-40KF	£218	€251
3	2	79.5	104.6	6.4	54.1	24.1	DN40KF	Ni	FHP12-WCN3-40KF	£244	€281
3	2	79.5	104.6	6.4	54.1	24.1	DN40KF	St.St.	FHP12-WCS3-40KF	£218	€251
3	2	79.5	104.6	6.4	54.1	24.1	DN50KF	Cu	FHP12-WCC3-50KF	£215	€248
3	2	79.5	104.6	6.4	54.1	24.1	DN50KF	Ni	FHP12-WCN3-50KF	£254	€293
3	2	79.5	104.6	6.4	54.1	24.1	DN50KF	St.St.	FHP12-WCS3-50KF	£223	€257
4	2	79.5	104.6	6.4	54.1	24.1	DN50KF	Cu	FHP12-WCC4-50KF	£279	€321
4	2	79.5	104.6	6.4	54.1	24.1	DN50KF	Ni	FHP12-WCN4-50KF	£300	€345
4	2	79.5	104.6	6.4	54.1	24.1	DN50KF	St.St.	FHP12-WCS4-50KF	£279	€321

All dimensions are nominal in millimetres unless otherwise specified

8,000 Volts, 1000 Amps, Water Cooled

Specifications:

Voltage[1]	8,000VDC max
Current[1]	1000A max @ 20°C
Material	
Shell	St.St.
Pin	Copper
Insulation	Alumina ceramic
Temperature Range[2]	
CF flanged feedthrough	-100°C to 450°C

[1] - Please see section introduction for safety information.
[2] - Assembly rating is reduced to that of the lowest rated component.

Features:

- 1 pin configuration.
- Copper conductor.
- Air side connectors included.
- Custom versions available on request.

Fig. 1.

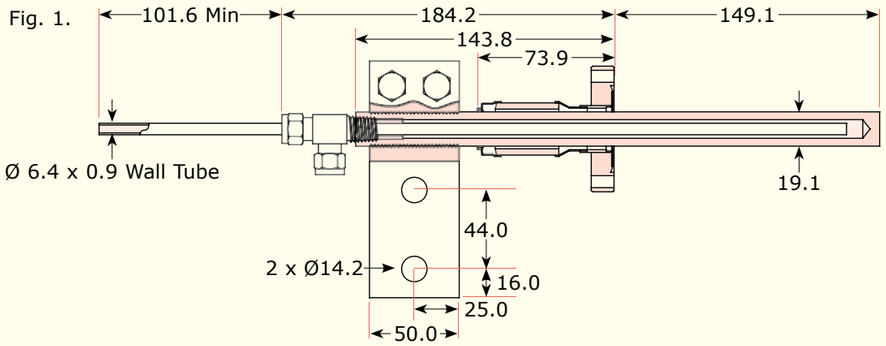

Fig. 2 - End View.

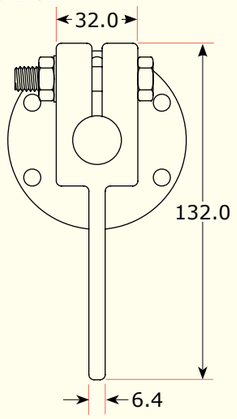

All dimensions are nominal in millimetres unless otherwise specified

CF Flange Mounted

Voltage, kV	Current, A	Conductor material	Part Code	Price £	Price €
8	1000	Cu	FHP8-WCC-40CF	£865	€995

All dimensions are nominal in millimetres unless otherwise specified

Up to 5,000 Volts, up to 30 Amps, Power Glove



Features:

- 1 to 4 pin configuration.
- Copper, nickel or stainless steel conductors.
- Air side connector & 2.4m cable included.
- Vacuum side connectors available.
- Custom versions available on request.

Specifications:

Voltage[1]	5,000VDC max
Current[1]	Up to 55A max @ 20°C
Material	
Shell	St.St.
Pin	See table
Insulation	Alumina ceramic
Temperature Range[2]	
CF flanged feedthrough	-100°C to 450°C
KF flanged feedthrough	-20°C to 150°C
Weldable feedthrough	-100°C to 450°C

[1] - Please see section introduction for safety information.
[2] - Assembly rating is reduced to that of the lowest rated component.

NOTE : Voltage rating is based upon using feedthrough with the supplied silicone connector /cable . The silicone connector / cable is limited to 26A.

Fig. 1.

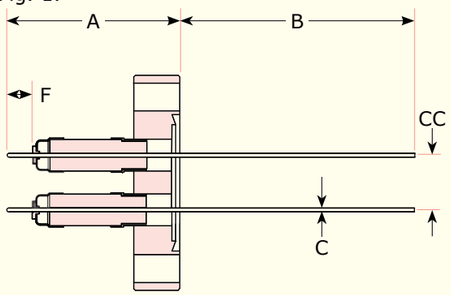

Fig. 2.

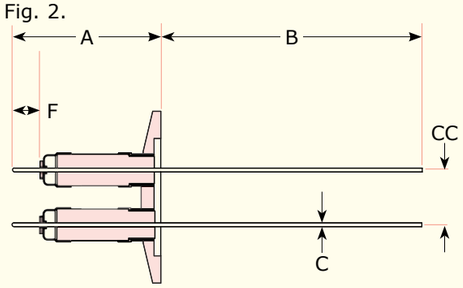

Fig. 3.

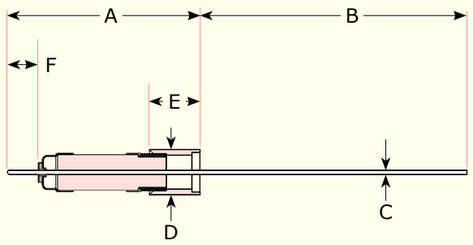

All dimensions are nominal in millimetres unless otherwise specified

CF Flange Mounted



No. Pins	Current, A	Fig.	A	B	C	F	CC	Flange size	Conductor material	Part Code	Price £	Price €
1	55	1	42.7	134.6	2.4	10.9	-	DN16CF	Cu	FHPG5-C1-16CF	£133	€153
1	55	1	42.7	134.6	2.4	10.9	-	DN40CF	Cu	FHPG5-C1-40CF	£142	€164
2	55	1	42.7	134.6	2.4	10.9	25.4	DN40CF	Cu	FHPG5-C2-40CF	£218	€251
4	55	1	42.7	134.6	2.4	10.9	25.4	DN40CF	Cu	FHPG5-C4-40CF	£371	€427

KF Flange Mounted

No. Pins	Current, A	Fig.	A	B	C	F	CC	Flange size	Conductor material	Part Code	Price £	Price €
1	55	2	34.5	142.7	2.4	10.9	-	DN16KF	Cu	FHPG5-C1-16KF	POA	POA
1	55	2	34.5	142.7	2.4	10.9	-	DN25KF	Cu	FHPG5-C1-25KF	£133	€148
1	55	2	34.5	142.7	2.4	10.9	-	DN40KF	Cu	FHPG5-C1-40KF	£142	€158
2	55	2	34.5	142.7	2.4	10.9	25.4	DN40KF	Cu	FHPG5-C2-40KF	£218	€242
4	55	2	34.5	142.7	2.4	10.9	25.4	DN40KF	Cu	FHPG5-C4-40KF	£371	€411

Weldable

Current, A	Fig.	A	B	C	D	E	F	Conductor material	Part Code	Price £	Price €
55	3	42.7	134.6	2.4	11.1	12.7	10.9	Cu	FHPG5-C-W	£77	€89€89
15	3	42.7	134.6	2.4	11.1	12.7	10.9	Ni	FHPG5-N-W	£77	€89
3.6	3	42.7	134.6	2.4	11.1	12.7	10.9	St.St.	FHPG5-S-W	£77	€89

Accessories

Description	Part Code	Price £	Price €
Power push-on connector BeCu 2.4mm 150°C air 200°C vacuum 10/PK	FHP-BECU-2.4-CON	£41	€48
Power in-line connector BeCu 3.0mm 150°C air 400°C vacuum 10/PK	FHP-BECU-3IL-CON	£44	€51
Alumina ceramic beads 2.7mm ID 6.6mm long ~45/PK	CB-AL2.7	£42	€49

Air side connector.

All dimensions are nominal in millimetres unless otherwise specified

Up to 10,000 Volts, up to 30 Amps, Power Glove



Features:

- 1 to 4 pin configuration.
- Copper, nickel or stainless steel conductors.
- Air side connector & 2.4m cable included.
- Vacuum side connectors available.
- Custom versions available on request.

Specifications:

Voltage[1]	10,000VDC max
Current[1]	Up to 55A max @ 20°C
Material	
Shell	St.St.
Pin	See table
Insulation	Alumina ceramic
Temperature Range[2]	
CF flanged feedthrough	-100°C to 450°C
KF flanged feedthrough	-20°C to 150°C
Weldable feedthrough	-100°C to 450°C

[1] - Please see section introduction for safety information.
[2] - Assembly rating is reduced to that of the lowest rated component.

NOTE : Voltage rating is based upon using feedthrough with the supplied silicone connector /cable . The silicone connector / cable is limited to 26A.

Fig. 1.

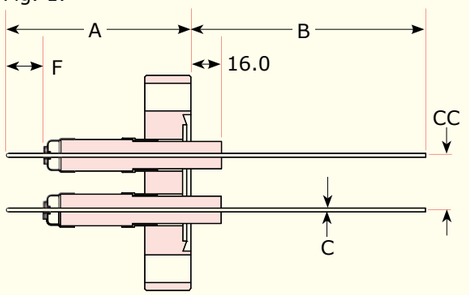

Fig. 2.

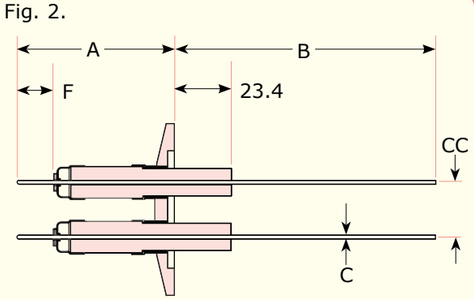

Fig. 3.

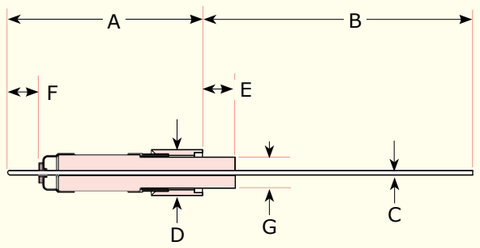

All dimensions are nominal in millimetres unless otherwise specified

CF Flange Mounted



No. Pins	Current, A	Fig.	A	B	C	F	CC	Flange size	Conductor material	Part Code	Price £	Price €
1	55	1	52.3	134.6	2.4	10.9	-	DN16CF	Cu	FHPG10-C1-16CF	£148	€171
1	55	1	52.3	134.6	2.4	10.9	-	DN40CF	Cu	FHPG10-C1-40CF	£158	€182
2	55	1	52.3	134.6	2.4	10.9	25.4	DN40CF	Cu	FHPG10-C2-40CF	£249	€287
3	55	1	52.3	134.6	2.4	10.9	25.4	DN40CF	Cu	FHPG10-C3-40CF	£340	€391
4	55	1	52.3	134.6	2.4	10.9	25.4	DN40CF	Cu	FHPG10-C4-40CF	£432	€497

KF Flange Mounted

No. Pins	Current, A	Fig.	A	B	C	F	CC	Flange size	Conductor material	Part Code	Price £	Price €
1	55	2	45.7	132.1	2.4	10.9	-	DN25KF	Cu	FHPG10-C1-25KF	£148	€171
1	55	2	45.7	132.1	2.4	10.9	-	DN40KF	Cu	FHPG10-C1-40KF	£158	€182
2	55	2	45.7	132.1	2.4	10.9	25.4	DN40KF	Cu	FHPG10-C2-40KF	£249	€287
4	55	2	45.7	132.1	2.4	10.9	25.4	DN40KF	Cu	FHPG10-C4-40KF	£432	€497

Weldable

Current, A	Fig.	A	B	C	D	E	F	G	Conductor material	Part Code	Price £	Price €
55	3	53.3	125.7	2.4	11.1	16.0	10.9	6.0	Cu	FHPG10-C-W	£87	€101
15	3	53.3	125.7	2.4	11.1	16.0	10.9	6.0	Ni	FHPG10-N-W	£87	€101
3.6	3	53.3	125.7	2.4	11.1	16.0	11.0	6.0	St.St.	FHPG10-S-W	£87	€101

Accessories

Description	Part Code	Price £	Price €
Power push-on connector BeCu 2.4mm 150°C air 200°C vacuum 10/PK	FHP-BECU-2.4-CON	£61	€71
Power in-line connector BeCu 3.0mm 150°C air 400°C vacuum 10/PK	FHP-BECU-3IL-CON	£44	€51
Alumina ceramic beads 2.7mm ID 6.6mm long ~45/PK	CB-AL2.7	£42	€49

Air side connector.

All dimensions are nominal in millimetres unless otherwise specified

Up to 20,000 Volts, up to 30 Amps, Power Glove



Specifications:

Voltage[1]	20,000VDC max
Current[1]	Up to 55A max @ 20°C
Material	
Shell	St.St.
Pin	See table
Insulation	Alumina ceramic
Temperature Range[2]	
CF flanged feedthrough	-100°C to 450°C
KF flanged feedthrough	-20°C to 150°C
Weldable feedthrough	-100°C to 450°C

[1] - Please see section introduction for safety information.
[2] - Assembly rating is reduced to that of the lowest rated component.

NOTE : Voltage rating is based upon using feedthrough with the supplied silicone connector /cable . The silicone connector / cable is limited to 26A.

Features:

- 1 to 4 pin configuration.
- Copper, nickel or stainless steel conductors.
- Air side connector & 2.4m cable included.
- Vacuum side connectors available.
- Custom versions available on request.

Fig. 1.

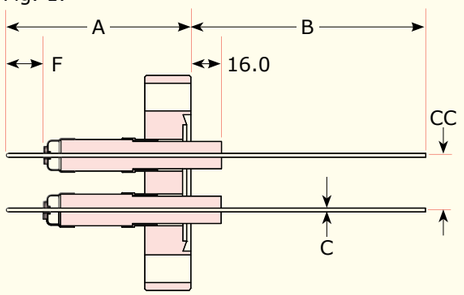

Fig. 2.

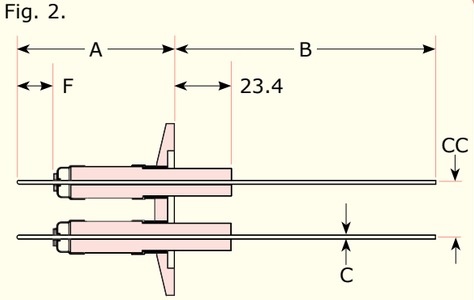

Fig. 3

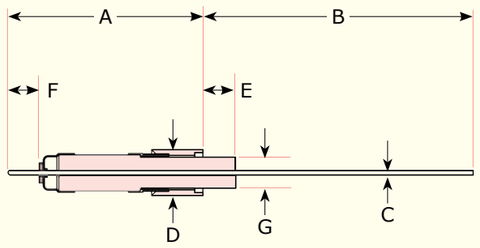

CF Flange Mounted



No. Pins	Current, A	Fig.	A	B	C	F	CC	Flange size	Conductor material	Part Code	Price £	Price €
1	55	1	56.1	121.7	2.4	10.9	-	DN16CF	Cu	FHPG20-C1-16CF	£153	€176
1	55	1	56.1	121.7	2.4	10.9	-	DN40CF	Cu	FHPG20-C1-40CF	£163	€188
2	55	1	56.1	121.7	2.4	10.9	25.4	DN40CF	Cu	FHPG20-C2-40CF	£259	€298
4	55	1	56.1	121.7	2.4	10.9	25.4	DN40CF	Cu	FHPG20-C4-40CF	£452	€520

KF Flange Mounted

No. Pins	Current, A	Fig.	A	B	C	F	CC	Flange size	Conductor material	Part Code	Price £	Price €
1	55	3	48.5	129.3	2.4	10.9	-	DN25KF	Cu	FHPG20-C1-25KF	£153	€176
1	55	3	48.5	129.3	2.4	10.9	-	DN40KF	Cu	FHPG20-C1-40KF	£163	€188
2	55	3	48.5	129.3	2.4	10.9	25.4	DN40KF	Cu	FHPG20-C2-40KF	£259	€298
4	55	3	48.5	129.3	2.4	10.9	25.4	DN40KF	Cu	FHPG20-C4-40KF	£452	€520

Weldable

Current, A	Fig.	A	B	C	D	E	F	G	Conductor material	Part Code	Price £	Price €
55	3	56.1	121.7	2.4	12.7	12.8	10.9	7.1	Cu	FHPG20-C-W	£92	€106
15	3	56.1	121.7	2.4	12.7	12.8	10.9	7.1	Ni	FHPG20-N-W	£92	€106
3.6	3	56.1	121.7	2.4	12.7	13.2	10.9	7.1	St.St.	FHPG20-S-W	£92	€106

Accessories

Description	Part Code	Price £	Price €
Power push-on connector BeCu 2.4mm 150°C air 200°C vacuum 10/PK	FHP-BECU-2.4-CON	£41	€48
Power in-line connector BeCu 3.0mm 150°C air 400°C vacuum 10/PK	FHP-BECU-3IL-CON	£44	€51
Alumina ceramic beads 2.7mm ID 6.6mm long ~45/PK	CB-AL2.7	£42	€49

Air side connector.

Up to 8,000 Volts, 10kW, 450kHz, 1 or 2 Tubes



Specifications:

Voltage[1]	8,000VDC max

Material

Shell	St.St.
Tube	Copper tube
Insulation	Alumina ceramic

Temperature Range[2]

CF flanged feedthrough	-100°C to 450°C
KF flanged feedthrough	-20°C to 150°C
Weldable feedthrough	-100°C to 450°C

[1] - Please see section introduction for safety information.
[2] - Assembly rating is reduced to that of the lowest rated component.

Features:

- 1 or 2 pin configuration.
- Copper conductors.
- Custom versions available on request.

Fig. 1.

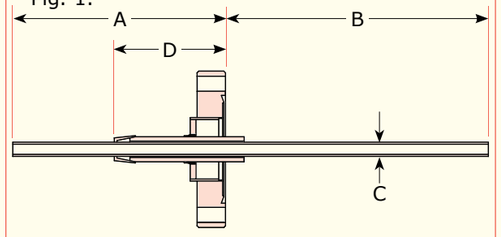

Fig. 2.

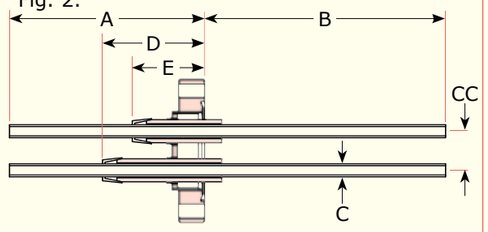

Fig. 3.

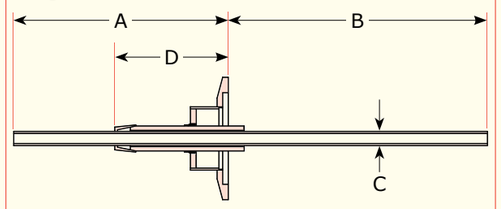

Fig. 4.

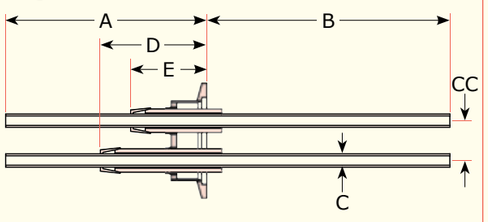

Fig. 5.

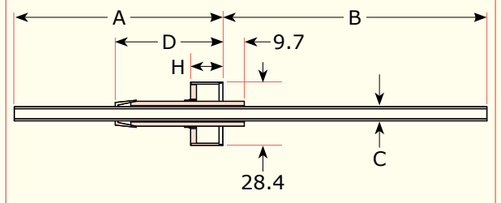

Fig. 6.

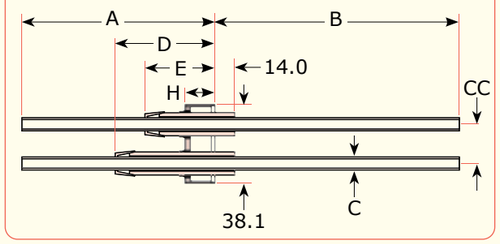

All dimensions are nominal in millimetres unless otherwise specified

CF Flange Mounted



No. Pins	Fig.	A	B	C	D	E	CC	Flange size	Part Code	Price £	Price €
1	1	105.2	108.0	6.4	48.5	-	-	DN40CF	FHRF-1-40CF	£254	€293
2	2	108.7	104.4	6.4	63.5	45.2	19.1	DN40CF	FHRF-2-40CF	£295	€340

KF Flange Mounted

No. Pins	Fig.	A	B	C	D	E	CC	Flange size	Part Code	Price £	Price €
1	3	103.6	109.5	6.4	48.5	-	-	DN40KF	FHRF-1-40KF	£254	€293
2	4	109.0	104.4	6.4	64.5	46.2	19.1	DN40KF	FHRF-2-40KF	£295	€340

Weldable



No. Pins	Fig.	A	B	C	D	E	H	CC	Part Code	Price £	Price €
1	5	103.6	109.5	6.4	48.5	-	14.5	-	FHRF-1-W	£234	€270
2	6	106.4	106.7	6.4	62.0	43.7	18.5	19.1	FHRF-2-W	£274	€316

All dimensions are nominal in millimetres unless otherwise specified

All dimensions are nominal in millimetres unless otherwise specified

Email : sales@lewvac.co.uk - Tel : +44 (0)1444 233372 - Website : www.lewvac.co.uk